



# Horseshoe Pitching NEWSLINE

Official Publication of the National Horseshoe Pitchers Association

VOL. 15, NO. 5

SEPTEMBER/OCTOBER 2003



## Historical Moment

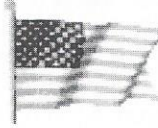
First NHPA Juniors 9 and Under Championship Awards

- Full World Tournament Results Inside •

Now in 11 models!  
 All shoes are NHPA Sanctioned.  
 One year warranty  
 Pairs are match weighted to within  
 1/5 of an ounce!  
 All models are dead soft  
 We've got a shoe for every style!




Made  
 In The  
 USA




ADD HORSEPOWER TO  
 YOUR GAME!


PITCH THOROUGHBRED  
 PITCHING SHOES




**GLORY**  
 \$34 per pair, 2 for \$59!!  
 Stock #33-051




**CHALLENGER**  
 \$39 per pair, 2 FOR \$69!!  
 Stock #33-243




**MUSTANG**  
 \$48 per pair  
 Stock #33-033



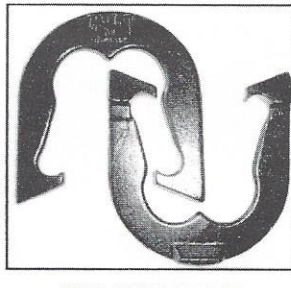
**BRONCO PRO-FLIP**  
 \$48 per pair  
 Stock #33-123




**SNYDER E-Z FLIP**  
 \$54 per pair  
 Stock #33-596




**SNYDER E-Z FLIP II**  
 \$54 per pair  
 Stock #33-535




**SIX SHOOTER**  
 \$54 per pair  
 Stock #33-045




**TYSON SWINGER**  
 \$54 per pair  
 Stock #33-747



**PONY** (Light-weight Shoe)  
 \$45 per pair  
 Stock #33-010



**SIDEWINDER**  
 \$45 per pair  
 Stock #33-969



**MAGNET**  
 \$45 per pair  
 Stock #33-007

View all our stuff and order on-line at: [www.horseshoesonline.com](http://www.horseshoesonline.com)

Accepting major credit cards

Toll free order line:  
 1-800-841-4685



**WHITE  
 DISTRIBUTORS**  
 P.O. BOX 3652  
 ERIE, PA 16508

All above models are available through any NHPA Distributor  
 PA residents must add 6% sales tax when ordering direct from us. Above prices do not include S & H fees— S & H for 1 pair is \$7.85, 2 pair is \$10.10, 3 pair is \$13.40... Price breaks on all models when ordering 3 or more pair of any combination.

We carry most top brands of horseshoes and accessories, plus, custom shirts and caps.  
 Call anytime for a free catalog!

**NHPA NATIONAL OFFICERS**

**PRESIDENT:** DAVE LOUCKS, 6233 Woodman Dr., Lake Oroville, CA 95966 (530) 589-9818, email: NHPAdave@cncnet.com

**1ST VICE PRESIDENT:** ALLEN BAPTIST, P.O. Box 867, Eagle, CO 81631 (970) 328-1626, email: beckybaptist@msn.com

**2ND VICE PRESIDENT:** CASEY SLUYS, 1721 San Ramon Way, Santa Rosa, CA 95409 (707) 538-3128, email: kcslus@worldnet.att.net

**3RD VICE PRESIDENT:** LORRAINE STERNBERG, W206 N13520 Woodside Ln., Richfield, WI 53076 (262) 677-3300  
email: horshoewi@aol.com

**4TH VICE PRESIDENT:** BONNIE SEIBOLD, 1043 Grayston Ave., Huntington, IN 46750 (260) 356-3489, email: wseibold@fwi.com

**5TH VICE PRESIDENT:** PAUL STEWART, 1043 Old Mountain Rd., Statesville, NC 28677 (704) 528-5081  
email: nhpa5vp@bellsouth.net

**SECRETARY/TREASURER:** DICK HANSEN, 3085 76th St., Franksville, WI 53126 (262) 835-9108  
email: nhpa.sec.treas@worldnet.att.net

**PROGRAM & COMMITTEE DIRECTORS**

**GAME RELATED SALES:** ED DOMEY, P.O. Box 298, Sutton, MA 01590 (508) 865-9477

**JUNIOR PROMOTION:** HEIDI POPPE, 1801 Lillian Dr., Hudson, WI 54016 (715) 381-3628 email: hrpoppe@spacestar.net

**PUBLICITY/PROMOTION:** 2nd VP, CASEY SLUYS

**HISTORIAN:** GARY KLINE, 605 Brantly Ave., Dayton, OH 45404

**NATSTATS:** GLENN JAMIESON, 3231 Vineyard Ave., #17, Pleasanton, CA 94566-6359 (925) 462-6030  
email: natstatguy@aol.com

**HALL OF FAME:** EARL & VICKI WINSTON, 10326 Highway D, LaMonte, MO 65337, email: secMOHPA@iland.net

**REGIONAL DIRECTORS:** 1st VP, ALLEN BAPTIST

**SANCTIONED CLUB/LEAGUE:** 3rd VP, LORRAINE STERNBERG

**RULES AND BYLAWS:** 4th VP, BONNIE SEIBOLD

**GRIEVANCE & INSURANCE:** 4th VP, BONNIE SEIBOLD

**WEBSITE:** 5th VP, PAUL STEWART

**WEBMASTER:** STEVE SUMMERLIN, P.O. Box 536, Webberville, MI 48892-0536

**NHPA NEWSLINE**

**PUBLISHER / EDITOR:** PAULA SUMMERLIN

**DESIGN/PRODUCTION:** ASAP PRINTING, Okemos, MI

**PUBLISHER'S POLICY:** NHPA *Newsline* is the official magazine of the National Horseshoe Pitchers Association. The contents may not be reproduced in any manner without prior permission of the Editor. Six issues are published annually on a bi-monthly basis. Back issues or additional copies of *Newsline*, subject to availability, are \$3.00 each postage included, \$5.00 for World Tournament issue.

**ADVERTISING POLICY:** The publisher reserves the right to refuse any ad. All ads accepted must be paid for in advance and meet specific format requirements. The publication of any ad is not necessarily an endorsement of the advertiser nor the featured product or service. Rate inquiries, ad copy and fee should be sent to NHPA *Newsline*, Paula Summerlin, P.O. Box 536, Webberville, MI 48892-0536

**LETTERS POLICY:** *Newsline* welcomes communication and articles from the membership. Submissions should be provided on disk or e-mail in text format (MS Word preferable) or typed, double spaced and should include the writer's name, address and phone number. The editor reserves the right to accept or reject any letter or advertising material. All submissions are subject to editing, available space, and must be received by the first day of the month preceding the date of issue. Email address: psummerlin@cablespeed.com  
NHPA *Newsline*, Paula Summerlin, P.O. Box 536, Webberville, MI 48892-0536 Phone: (517) 521-1262

**SUBSCRIPTION POLICY:** The annual subscription price is \$12.00 in the United States which includes postage via discounted standard mail. Add \$8.00/yr. for First Class Mail. Canadian subscriptions are \$20.00 U.S. funds. All new subscriptions, renewals, payment and changes of address must be sent directly to:  
NHPA, 3085 76th Street, Franksville, WI 53126  
Phone/Fax (262) 835-9108



**Horseshoe Pitching  
NEWSLINE**

Official Publication of the National Horseshoe Pitchers Association

**CONTENTS**

President's Message *by Dave Loucks* ..... 4  
Sanctioned Club/League Report *by Lorraine Sternberg*..... 5  
Rules *by Bonnie Seibold* ..... 5  
Mailbag ..... 5  
NHPF News & Contribution Update *by Dave Loucks* ..... 6  
Publicity/Promotion *by Casey Sluys* ..... 7  
NHPA Income and Expenditures ..... 7  
World's Largest Horseshoe Pitching Family *by Renee Cowan* ..... 8  
Eau Claire Journal *by Betty Burlingame* ..... 9  
NHPA Perfect Games Update ..... 9  
Combined Meeting *by Phyllis Quist* ..... 10  
Senior Women's Championship *by Debby Michaud* ..... 11  
Women's Championship *by Phyl Quist* ..... 11  
Junior Girl's Championship *by Heidi Poppe* ..... 12  
Junior Boy's Championship Division *by Heidi Poppe*..... 12  
Elder's Championship *by Jim Haupt*..... 12  
Men's Championship Division *by Jim Haupt* ..... 13  
Senior Men's Championship *by Jim Haupt* ..... 13  
Special Events Calendar ..... 14  
The Toll of Time ..... 15  
Newsline Renewal Form ..... 16  
World Tournament Shoe Check Numbers *by Ward Lutz*..... 16  
Banquet Highlights ..... 17-21  
World Tournament Results ..... 23-62  
Tournament Contacts ..... 63

**PAID ADVERTISEMENTS**

White Distributors ..... Inside Front Cover  
Ted Allen ..... 4  
Elmer Hohl ..... 6  
Imperial ..... 8  
Six Pac ..... 10, 13  
Pitgo Covers..... 11  
Bill Vanderburg Horseshoe Company ..... 14  
Perfect Line ..... 15  
Gordon ..... 16  
Valley of the Sun ..... 22  
Mr. D's..... 47  
Deadeye ..... 57

**COVER PHOTO**

First NHPA Juniors 9 and Under Division Awards. Left to right: Al-  
lie McReynolds, Trey McDowell, David Bates, Blake Roberts, Tyler  
Hines, Cash Hickethier.

# PRESIDENT'S MESSAGE

by Dave Loucks

A great deal of time and preparation by both the Host and NHPA is required for a successful World Tournament. This year, the event was within two athletic buildings on the grounds of the University of Wisconsin - Eau Claire. Upon our arrival there two days prior to the start, it was apparent that the Wisconsin contingent of workers under the direction of Jane Smith and Ken Jaeger had certainly been following a well-conceived plan. Courts with athletic track-like carpeting were set up and ready for practice in one building while the second set of 24 courts were being set up in another building with the NHPA supplied green carpeting over a wooden floor. Neither building was air-conditioned, but large fans and open doors did maintain a reasonable pitching comfort level for most of the event. Throughout, the host committee and their volunteers were there to keep facility related things running smoothly. That made the NHPA task of administering the tournament much easier and less stressful. To all those hard-working Wisconsin people who gave of their time...Thank you!

The annual business meeting of delegates went very smoothly and quickly to the surprise of some who apparently expected problems because no one had pre-announced their candidacy for certain Council positions. In fact, that part of the convention was a breeze. Paul Stewart was nominated for NHPA President and running unopposed was elected by unanimous voice vote. The same held true for Allen Baptist and Lorraine Sternberg


who were returned to office as First VP and Third VP. With Paul Stewart becoming the next NHPA President in January 2004, his current position as Fifth VP would have to be filled by someone else. Nominated from the floor were Dan Sanders from Ohio, Stuart Sipma, North Dakota and Steve Summerlin, Michigan. On the first secret ballot, none of the candidates received the necessary majority vote of the delegates. Per Roberts Rules, the lowest vote getter was eliminated from the second ballot, which resulted in Stuart Sipma being elected by a 69-50 count over Dan Sanders.

Pocatello, Idaho will host the 2004 World Tournament. The event will be held in the Holt Arena of the Idaho State University starting July 26<sup>th</sup>. The arena floor is large enough to accommodate 90 courts and is 40 feet below street level, which we are told, always means cool, comfortable temperatures. The Pocatello Horseshoe Club alone has signed up more than 100 new members and the Idaho Charter has almost tripled their 2002 membership. They anticipate a large turnout of pitchers and the facility is certainly capable of handling 2000 entrants, which they hope to attract. This should be a great event and the White House scheduling office has planned a visit by President Bush during the event, which would mean great press for our sport if some major conflict doesn't change his schedule.

Bakersfield, California was confirmed as the site of the 2005 World Tournament. Kitchener, Ontario, Canada was initially expected to run against Bakersfield, but they withdrew their bid in order to better prepare for another year. The 2005 event is tentatively scheduled for July 18<sup>th</sup>-30<sup>th</sup>. The site is two air-conditioned buildings on the Kern County Fairgrounds. Each building can hold 24 courts. RV parking with hookups is close-by on the fairgrounds.

Results of the delegate voting on Rules change proposals can be found elsewhere in this issue. The format of pitching the 2004 World Tournament will remain basically the same as this year. Exceptions are that as a trial, the Junior Boy's Championship group will be increased to 12 and if the Senior Ladies don't get 48 entrants, that division will not be scheduled and those ladies will be seeded back into the Open Women. Also, the adult championship groups will have some players directly seeded but it will be a smaller number than this year.

One of several items that was discussed during open talks on subjects for the general good and welfare was the introduction of a medical exemption request form for those men younger than age 70 who seek to move up to pitch short-distance. This form, designed by Dan Sanders for Ohio use, was adopted by the NHPA for universal use by all charters. It solves the problem of what questions to ask. Based upon those answers and a doctor's professional opinion report, which is part of the package, the decision making process should be easier and more uniform from charter to charter. This form can now be obtained from NHPA Secretary, Dick Hansen who will later make a mailing to all charter secretaries and Regional Directors.



## Ted Allen Horseshoes

Since 1938

**Designed and pitched by Ted Allen**  
**10 Time World Champion & record holder of**  
**36 Consecutive Doubles (72 Ringers)**

**Hardness:**  
Dead Soft  
Medium Soft  
Medium Hard

**Five Weights:** 2 lb. (6 to 10 oz.)  
Matched within 1/10 oz.  
**Color:** Gold, Silver, Blue, Red,  
White, Yellow & others

2 year guarantee against breakage

**Ted Allen Horseshoes, Inc.**

13299 E. County Line Rd  
Longmont, CO 80504-9797

**1-800-883-2129**

tah\_inc@yahoo.com

Made with Pride  
in the USA



# SANCTIONED CLUB/LEAGUE REPORT

by Lorraine Sternberg

Once again the World Tournament has come and gone. The two weeks seem to fly by. I really enjoyed seeing everyone again and it's nice to meet league directors that I have not met in person. I enjoyed visiting with all of you. Congratulations to all of you who placed at the World Tournament.

I think probably one of the highlights of the tournament for me was watching our Wisconsin junior girl, Tava Cook, win the Junior Girls Championship. It sure did bring back lots of memories from when my daughter won that title. Congratulations Tava! Watching the juniors pitch is always a joy. They bring so much enthusiasm to the sport. For those of you who come to the World Tournament, next year please set aside some time to sit and watch our young people pitch. I know that you will enjoy every minute of it.

This year we again combined the regional directors, charter officers, and sanctioned league meeting all in one. Following are some of the things that were brought up for the sanctioned league discussion. This year's membership

reports are coming in rather late. Please remember that you are not covered under the NHPA insurance until I receive your membership report. These reports should be submitted within two weeks of your league's start date. Another item discussed was the National League Tournament being held at Joelton, TN in November. Deadline for the tournament is October 1<sup>st</sup>. You must also have your final stats report to me by then if you are planning on sending a team. The entry form was in the last issue of Newline or you may contact myself for one. We are hoping for this to be a great success, so get your teams together now before it's too late. Only the first 48 teams will be accepted.

Remember that the deadline for the Top Ten reports is December 1<sup>st</sup> and the deadline for submitting Scholarships is November 15<sup>th</sup>. Get these reports in as soon as possible.

So with the 2003 World Tournament being over, we look forward to seeing everyone once again in 2004 at Pocatello, Idaho.

## RULES PROPOSALS ADOPTED

by Bonnie Seibold

All of the eight rule proposals that were voted on at the 2003 NHPA Convention were passed. The proposals were published in the May/June issue if you want to refer back to them.

1. Rule 1, Section A, #7 (a)  
passed 83 yes - 40 no
2. Rule 5, Game Preparation  
passed 90 yes - 33 no
3. Rule 6, Section D, #1 and Section H, #1 (b)  
passed 86 yes - 37 no
4. Rule 6, Section D, #2, The opponent  
passed 113 yes - 10 no
5. Rule 6, Section E, Flow of the game #3  
passed 96 yes - 27 no
6. Rule 6, Section H, Foul Shoe #2  
passed 118 yes - 5 no
7. Rule 7, Length of the Game  
passed 123 yes - 0 no
8. Rule 8, Section B, Count-All Scoring  
passed 92 yes - 31 no

I would like to congratulate all the winners at the World Tournament. A great big thank you to the Eau Claire committee for the great job they did!



We would like to take this opportunity to give a heartfelt 'Thank You' to the NHPA for recognizing us with the 2003 Achievement Award. It was a great honor. We find that with the caliber of leadership the NHPA provides, it is a pleasure to be able to serve at the local and national levels.

Also, thank you, Dave Loucks, for your years of superb leadership and dedication. We will miss you at the helm.

We congratulate Paul Stewart as the new NHPA President. We wish you great success.

Sincerely,  
Jim and Phyl Quist  
Washington State

A heartfelt thank you goes out to all our wonderful scorekeepers and judges for the 2003 World Tournament. Without your dedication to our sport this event would be impossibility. You sat out there in those warm chairs for hours and came up to be paid with great smiles and the best attitudes. Thank you for your time and effort to make this a successful tournament.

Dick and Paulette Hansen

# NHPFNEWS & CONTRIBUTION UPDATE by Dave Loucks

We are finally making some progress toward opening the Hall of Fame building in Joelton. Facility director Jack Freeman has informed us that plaque holders have been fabricated and mounted on the walls, free standing tri-fold displays constructed and some cabinets procured. Cataloging, scanning and duplication of some valuable originals continues as we attempt to build a repository of information that will be available in a computer data file. We expect that the building can be opened for limited viewing by November when the annual Music City Team Tournament takes place and the following two weekends when the National Sanctioned Club Tournament is held. Make plans to take part in one of these events and be among the first to visit the Hall of Fame.

Since our last report, nearly \$11,000 was received from donations and the Hall of Fame Banquet tickets sold in Eau Claire. While the bulk of income continues to arrive from past contributors, it's nice to see that some new donors are coming forth. Of special note is a \$1,000 check received from Lee and Clara Henninger of Hayward, CA, \$869 from the Air Capitol H.C. in Wichita, KS, \$550 from the North Carolina HPA, \$500 from the Virginia HPA, \$500 from Howard Kuehn, GA and \$400 from Judge John G. Brosky (Ret.), PA. They join Jim Mortinger of KS as the latest five to have an engraved plate with their name added to the plaque of major NHPF benefactors. Two plaques now display plates with 80 names who have donated \$500 or more.

An important note! All contributions and correspondence to the NHPF should now be sent to a new address. It is P.O. Box 1628, Penn Valley, CA 95946. It is hoped that this new address will be printed in charter newsletters, as the old Oroville and Nashville addresses are no longer active.

In the last three months, the following contributions were received.

#### Donating \$10-40

Art Moran, MN  
Rich Altis, MO  
Don & Mary Ann Ell, MO  
Robert Hayes, NY  
Billy Garner, MO  
Stan Ballenger, NC  
Dave & Nancy Redhage, MO  
Joseph Dolter, IA

Douglas Carr, TN  
William Larson, MN  
West St Paul H.C., MN

#### Donating \$50

Ralph Funk, KS  
Goldendale H.C., WI  
T.C.H.P.A., MN  
Merwyn & Helen Sorensen, WI  
Art Holter, MN  
Ron Kohn, MI  
Orville Lokken, CA  
Dave Loop, MI  
Dave Spears, ID

#### Donating \$100-150

Randy Joines, NC  
Dogwood Tournament, NC  
Ken Schulze, CA  
Platteville HPA, WI  
Rich & Pat Stormont, AZ  
George Huntington, IL  
William Backer, CA  
St. Clair Shores H.C., MI  
Anonymous, WI  
Misc. cash & Stewlie Raffle

#### Donating \$200

Dave & Cathie Loucks, CA  
Jim Mortinger, KS

#### Donating \$400

Judge John G. Brosky (Ret.) PA

#### Donating \$500

Virginia HPA  
Howard Kuehn, GA  
North Carolina HPA

#### Donating \$850

Air Capitol H.C., KS

#### Donating \$1,000

Lee & C.B. Henninger, CA

#### NHPA MMA Interest \$815

#### Hall of Fame Banquet \$3,680

Total contributions deposited this reporting period, **\$10,787**

Total NHPF deposits to date, **\$242,434**


## How your state ranks in number and dollars contributed

	Contributors	Donations	\$
1. TN	27	51	\$20,152
2. CA	81	160	\$16,914
3. MN	39	165	\$9,433
4. NC	25	91	\$9,360
5. OR	20	54	\$7,310
6. GA	15	19	\$6,670
7. MO	43	76	\$6,466
8. MI	41	86	\$6,340
9. WI	29	83	\$6,087
10. CO	22	46	\$5,048
11. FL	40	59	\$4,688
12. MA	9	10	\$4,185
13. PA	27	45	\$3,784
14. TX	22	32	\$3,585
15. OH	52	74	\$3,531
16. WA	26	44	\$3,506
17. KS	16	29	\$3,271
18. NJ	20	31	\$2,809
19. IA	17	29	\$2,631
20. IL	33	56	\$2,565
21. KY	16	31	\$2,305
22. NE	13	22	\$1,968
23. NY	29	33	\$1,830
24. IN	18	21	\$1,603
25. LA	7	11	\$1,217
26. NV	8	10	\$1,015
27. MD	19	26	\$1,015
28. SC	9	16	\$970
29. ND	5	7	\$920
30. VA	11	13	\$868
31. CT	13	19	\$772
32. MT	4	7	\$520
33. ID	5	12	\$520
34. SD	10	13	\$472
35. AL	4	4	\$470
36. OK	9	12	\$458
37. AZ	8	9	\$414
38. WV	8	11	\$320
39. NM	2	4	\$235
40. AR	5	5	\$185
41. WY	3	3	\$182
42. HI	3	3	\$150
43. UT	2	4	\$130
44. AK	1	1	\$120
45. NH	2	2	\$105
46. VT	1	3	\$75
47. ME	1	1	\$25
48. DE	1	1	\$7
49. MS	1	1	\$5

The New

**Elmer Hohl**

**HORSESHOE**



NHPA Sanctioned

Same features as the Original with improved hook design and wider opening

Available in various weights

Heat hardened points for durability

Guaranteed against breakage for one year from original date of purchase (return both shoes in original carton)

**\$47.00/pair** (U.S. Funds)  
(shipping and taxes extra if applicable)

Order direct or from your  
NHPA Representative

**Elmer Hohl Horseshoes**

c/o Steve Hohl

380 Peel St. New Hamburg, Ontario, Canada N3A 1E5

Phone (519) 662-9584 ♦ E-mail: hohlhorseshoe@rogers.com

**Champion Designed Top Quality Pitching Horseshoes**

# PUBLICITY PROMOTION by Casey Sluys

During the 2003 World Tournament, we had the most efficient 'ground' crew that I've witnessed in the 16 W.T.'s I've attended. Every night, upon completion of pitching, the crew was out there sweeping and picking things up. In the morning, when pitchers came to play, the courts were in tiptop condition. These folks are to be commended on the splendid work and long hard hours they put in.

Many thanks to all the scorekeepers and judges; without volunteers like you, we could not have had such a successful tournament.

The local newspaper printed results on a daily basis and for a while even continued to print the running total. They did so until they realized that due to space constraints they could not continue in this manner. After that they printed them until each class was completed. Very nice feature articles were

printed every few days. Hopefully those in attendance were able to read them. We were able to 'grab' most of them for the website.

Early on, Wisconsin Public Radio came onsite to do a three-hour interview with various people, including winners of some of the classes. This was then edited down to a six-minute presentation and broadcast throughout Wisconsin. The segment turned out very nice and even mentioned our website address. It had a chance of being picked up nationally, but I'm not certain that happened.

Local television was there on at least five occasions conducting interviews with various pitchers, including a few of the junior pitchers. They filmed Paul Stewart and Ken Jaeger pitching horseshoes. Then later that day when Paul was shopping for some equipment he was approached by two different people

working at the store, who said they saw him on TV. They filmed a significant amount, therefore insuring they had ample good footage for their broadcasts. We appeared on an early morning talk show, which was broadcast throughout central WI. It's likely a few of you saw it, but because of the early hour, 6:30 AM, most may have still been sleeping.

Prior to the WT I sent out a significant number of Press Releases to all major (ESPN, CNBC, FOX, ABC, CBS) networks, talk shows and major city newspapers. I concentrated primarily on the large metropolitan areas, then covered Illinois, Wisconsin, Michigan, Indiana, Ohio and Minnesota daily newspapers. We can only hope that some of them picked it up. Perhaps some of you saw the press release in your local papers.

Sam Tomasevic (sitting at home in front of his computer in Burnaby, BC, Canada) and Steve Summerlin (our webmaster) sent out the winners of each class to their local newspapers, along with a blurb about the WT. Let's hope that all newspapers printed the articles. Hopefully we will gain some new members from these articles.

We're all looking forward to the 2004 World Tournament already. It will be great to meet all the new members of the NHPA that Idaho has managed to recruit! Last I heard it was over 200 new members, virtually tripling the size of their charter!

## NHPA Income And Expenditures June /July 2003

### Receipts

Membership Dues	\$42,855.00
Newsline Subscriptions	\$2,921.00
World Tournament Entries	\$1,356.00
W. T. Patches	\$12.00
W. T. Payment	\$5,000.00
Newsline Ads	\$714.00
Sanction Club/league Patches	\$10.00
Firstar Bank Interest Money Mkt	\$518.16
Firstar Bank Interest Checking	<u>\$306.78</u>
<b>Total</b>	<b>\$53,692.94</b>

### Expenditures

Newsline Printing, Supplies & Mailing	\$4,599.72
Newsline Publication, Editing, & Miscellaneous	\$724.60
Sanction League Office Supplies & Telephone	\$619.98
All Junior Scholarship Trusts	\$1,487.95
W. T. Cash, Patches & Trophy Awards	\$2,009.16
W. T. Administrative Costs, Printing, Office, Etc.	\$3,051.27
W. T. Refunds, Fees, Dues & Overpayments	\$5,825.00
Hall Of Fame Awards, Supplies & Expenses	\$457.57
Regional Director, Postage, Telephone, Supplies & Printing	\$150.39
Sanctioned Tournament Patches	\$601.98
Equipment Purchases, Rental & Repair	\$1,572.58
Printing, Paper & Office Supplies	\$1,012.66
Postage	\$668.84
Officers Telephone	\$555.43
Secretary-Treasurer Allowance	\$3,083.00
Presidents Allowance	\$924.90
Vice Presidents Allowance	\$4,542.00
Publicity, Promotions & Ads	\$100.00
Direct & Indirect NHPF Donations & Support	\$592.21
Professional Fees, Accounting & Legal	\$900.00
Misc. Fees, Bonds, Bank Charges, Etc.	\$172.85
Natstats	\$920.60
Internet Access & Web Site	<u>\$345.82</u>
<b>Total</b>	<b>\$34,918.51</b>

From The Books Of NHPA  
Secretary/Treasurer Dick Hansen

# THE WORLD'S LARGEST HORSESHOE PITCHING FAMILY

Eau Claire, Wisconsin 2003

By Renee Cowan


The Hix family brought 13 pitchers to the World Tournament this year. Pitching in the tournament were three generations, ranging from Juniors 9 and under to two A Class pitchers to Senior classes and lots of classes in between. The Hix's have had three generations pitch in the World for eight different years. Averages range from 7% to 70%. The Hix's have traveled all over the country and Canada for years.

Father, Floyd Hix, Jr., has pitched now for 42 years. Floyd has participated in 32 consecutive World Tournaments. One daughter, Renee, won Junior Girls in 1982 and has played many years in Championship classes. Renee has had two perfect games. Other daughters, Charlene, Sonya and Tonya, have played in Championship Girls many years coming in as high as third place. David, Jr., Floyd's grandson, has been a Championship Boys player, two-time State Champ and Erie, PA 2003 champ. Son's Karl and Thomas played for 12 consecutive years in Junior Boys. Mother, Ruth, participated for many years until her health wouldn't allow.


All of the players give it their all and strive to improve every year. One thing is for sure, wherever the World Tournament goes, the Hix's are sure to follow.



Top Left to Right: David Cowan, Jr., Rachel Cowan, Renee Cowan, David Cowan, Sr., Floyd Hix, Jr., Charlene Hix, Tonya Hix, Thomas Hix. Bottom Left to Right: Trey McDowell, Breanna McDowell, Sonya McDowell, Kara Vannoy, Elizabeth Vannoy, Ruth Hix, Karl Hix, Elden (Bubby) Vannoy.



**ORIGINAL**  
(Drop-forged Steel)



**CLASSIC**  
(Drop-forged Steel)

**YOUR  
CHOICE**



**IMPERIAL  
HORSESHOES**

Highest quality shoes made today.

All three drop-forged shoes are made from super dead soft steel and have hardened tips.

The cast shoe is made of soft ductile iron.


New ownership, see below

Send orders to:  
White Distributors  
P.O. Box 3652  
Erie, PA 16508


Order Anytime:  
**1-800-841-4685**

See our inside front cover ad for details on S & H fees.

**\$52.00  
PER PAIR**  
(Plus S & H)



**PLUS**  
(Drop-forged Steel)



**MAXX**  
(Cast Ductile Iron)

Order direct or from any NHPA Distributor. Check us out on-line at: [www.horseshoesonline.com](http://www.horseshoesonline.com)



# EAU CLAIRE JOURNAL **WORLD TOURNAMENT 2003**

by Betty Burlingame

At the banquet, Burly quoted John Brown who said, "The best thing about horseshoes? It's the people."

It's true.

It's Jim Quist, spending the time to take Casey and Gail's grandsons fishing and to a great museum.

It's Buck Prewette with his famous bucket horseshoe "box".

It's tournament attendee, Dale Muehlenbrock and his wife, Alicia, from Houston, Texas. Dale took up horseshoes very recently after his retirement as a chemical engineer. It was his first World Tournament and even his first time to pitch in clay. They were in awe of the boys championship finals which they were encouraged to come back to see, before heading home.

It's a soon-to-be 100-year-old lady, Anna Olson, who asked her son to bring her to see Walter Ray. She watches him faithfully on TV and was excited to learn he was in Eau Claire. She got a seat directly above the courts where Walter Ray was pitching and watched with a practiced eye. She said she had pitched horseshoes in a league well into her 70's and had bowled well into her 80's.

She was very proud to later meet Walter Ray and receive his autograph before she left the arena. She said she couldn't wait to show it off to the friends at her center.

'Horseshoe people' is Art Tyson, coming into a restaurant full of pitchers and telling them it was his birthday. He said he was 64 years old, his wife wasn't there and he wanted everyone to sing Happy Birthday to him!

It's Ernie Bowdell telling a lady that in all the years he's been the official photographer, he's never gotten a bad check from anyone at a horseshoe event.

It's Chrysta Hughes, a twelve-year-old Minnesota Junior pitcher, who throws a ¾ reverse, left-handed.

It's our delight in watching six little "9 and under" contestants, toughing out 15 games from 20 feet.

It's the family connections. Grandparents, parents and children were sprinkled throughout all the classes. The championship round contained three husbands and wives:

Alan and Amy Francis, Ricky and Amy Hall, and Andre Leclerc and Sylvianne Moisan. There was a brother and sister, Jim Walters and Jenny Walters Speakman. And there was a mother and daughter, Angeline and Sylvianne Moisan.

Finally, for Paul and Burly, it's the Stewlies. Once again, Burly was signing up new Stewlies, deciding on Stewlie names, making buttons and cards with ribbons - - having a ball.

Suzanne Evans sent Sharon Armstrong to Burly to be signed up. She was blown away that Burly remembered she was the daughter of Wayne Trautwein. "How did you know that?" she kept asking. A really fun lady, she chose 'People Person' as her Stewlie name. She told us she was a professional clown, Dottie Dot Dot. What fun!

Amy Francis and her parents, Helen and Fred Brown, surprised and charmed the crowd at the banquet. Amy and Helen had written a STEWLIE song to the tune of "You Are My Sunshine", and sang it in pretty harmony, accompanied by Fred on the guitar. There was an encore of the song and the fun in a restaurant the final night, where forty-some of us had gathered before saying good-bye to the World Tournament of 2003.

## STEWLIE SONG

We are the Stewlies, the smiling Stewlies  
We make Paul happy, each and every day  
When we go pitching, we get together  
We shoot the breeze, and play in the clay

One day it happened, while Paul was pitching  
And pitching poorly, that was clear  
And out of nowhere, it suddenly happened  
A Burly brown-bagged man did appear.

We have a president, his name is Burly  
He makes us dolls and grins a lot  
He plays computer, and sends us e-mails  
So that each is not forgot.

We stand for nothing, we pay no money  
We have our special, little names  
We wear a button, so we'll remember  
But some outsiders think we're insane.

You are invited to be a Stewlie  
Come on aboard and join the fun  
You must be silly and full of laughter  
And now this song is finally done.

# NHPA PERFECT GAMES UPDATE

Since last published, the following perfect games have been reported.

<u>Player - State</u>	<u>Date</u>	<u>Location</u>	<u>Opponent</u>	<u>Shoes</u>	<u>Division</u>
Sylvianne Moisan-PQ	8-15-02	Calgary, Alberta	Brenda Arnold	24	W
Ricky Hall-VA	8-17-02	Grottoes, VA	James Cook	10	M
Alan Francis-OH	5-17-03	Beloit, WI	Edi Holland	40	M
Joan Elmore-TN	7-26-03	Joelton, TN	Harold Morgan	24	W

# STATE OFFICERS, REGIONAL DIRECTORS AND SANCTIONED LEAGUE COMBINED MEETING

by Phyllis Quist

The 2003 combined meeting was held on Saturday, August 9<sup>th</sup>, in Eau Claire, WI. It was co-chaired by Minnesota State President, Jerry LaBrosse and Washington State President, Phyllis Quist. Forty-three were in attendance which represented 16 states plus Canada.

Lorraine Sternberg reported that she is setting up a Sanctioned League Tournament to be held in Joelton, TN on two consecutive weekends. It will be limited to 48 (three-person) teams - 24 each weekend. Lorraine reminded everyone that membership reports are due two weeks after league starts. Leagues are not sanctioned until the reports are in to her.

Allen Baptist addressed questions regarding the sanctioning of courts. The Regional Director's Guidelines cover the recommendations for sanctioning courts, but for total enforcement a By-Law would need to be enacted. Allen said they would be changing the color of the tournament champion patch to set it apart from the class champion patches. He will surprise us!

Ron Kohn reminded us all that the officers and R.D.'s need to be diligent in enforcing all rules and to teach our members to call the scores properly in our respective states.


Dan Sanders reported on a new Medical Exemption Form he has developed. It is for pitchers who need to pitch from a short distance before the age of 70 due to physical or medical problems. It has been adopted by the NHPA for World Tournament play.

Glen Jamison asked that all reports sent to NatStats be consistent using the same player name on each report. A nickname or abbreviated name slows Glen's work considerably. Glen is working on setting up an individual file on the net for each horseshoe pitcher.

Bobby Faulkner from Idaho gave a brief report on the 2004 Pocatella facilities. They have room for 96 indoor courts if needed in the Holt Arena. 2004 World dates are July 26<sup>th</sup> to August 7<sup>th</sup>.

Jerry LaBrosse also addressed some of the sanctioned league issues. He encouraged the states to have a database for reporting all tournaments in a timely manner.

For any questions or input, please feel free to contact Jerry LaBrosse at JLABRO6186@aol.com or Phyllis Quist at phylquist@nas.com.




**SIX PAC**  
**HORSESHOES**®

TOURNAMENT  
QUALITY

N.H.P.A.  
APPROVED

4811 Tishomingo Rd.  
Hillsboro  
MO 63050

(636) 942-3544



**Six Pac Sure Peg    Six Pac Sure Point    Six Pac Sure Pitch**

Horseshoe pitching is a game the whole family and all ages can enjoy for fun and exercise and championship play. The SIX PAC is cast of Ductile iron and annealed (softened) to make the shoe absorbent tough when ringing the peg.


**FEATURES:**

- Blades thicker, wider (more control) • Position marker (finger notch) • Hooks and Points (hardened to retain shape) • Guarantee (one year against breakage • Annealed (for softness) • Special Coated Finish


**One Pair - \$42.50 ea. • Six Pairs or more - \$36.50 ea.**

---


**Six Pac Sure Peg    Weights**

 No. of Pairs \_\_\_\_\_  
 \_\_\_\_\_ x \$42.50= \_\_\_\_\_  L  
 (at 6 pairs or more)  M  
 \_\_\_\_\_ x \$36.50= \_\_\_\_\_  H

**Six Pac Sure Point    Weights**

 No. of Pairs \_\_\_\_\_  
 \_\_\_\_\_ x \$42.50= \_\_\_\_\_  L  
 (at 6 pairs or more)  M  
 \_\_\_\_\_ x \$36.50= \_\_\_\_\_  H

**Six Pac Sure Pitch    Weights**

 No. of Pairs \_\_\_\_\_  
 \_\_\_\_\_ x \$42.50= \_\_\_\_\_  L  
 (at 6 pairs or more)  M  
 \_\_\_\_\_ x \$36.50= \_\_\_\_\_  H

Continental US only \_\_\_\_\_  
 Missouri Residents add sales tax \_\_\_\_\_  
 Shipping & Handling \_\_\_\_\_  
 (Single Pair only \$5.00 Charge) \_\_\_\_\_  
**GRAND TOTAL** \_\_\_\_\_

**ORDER FORM**

Name \_\_\_\_\_

Shipping Address \_\_\_\_\_

Phone: Residence (    ) \_\_\_\_\_

Office (    ) \_\_\_\_\_

SIX PAC Guarantee: One (1) year from purchase date, not from replacement date. Both shoes must be returned in original carton showing date of purchase, weight and type of horseshoe. Return to manufacturer only. Include \$5.00 check or money order for shipping and handling costs.

**Thank you for your order and good horseshoe pitching.**  
**Order Direct or from your N.H.P.A. Representative**  
**Send to: SIX PAC HORSESHOES**  
**4811 Tishomingo Road, Hillsboro, MO 63050**  
**Attn: Harvey E. Wobbe**  
**(636) 942-3544**

# SENIOR WOMEN'S CHAMPIONSHIP

by Debby Michaud

Rivers Prewette just wanted to be a World Champion. As the top seed in the Senior Women's Division, she had a good chance to achieve that goal. After the preliminary rounds, the seeded players, Rivers, Lucille Leis, Rosalie Judy and Loree Meier were joined by the Edi(e)'s, Edi Holland and Edie McKinney, to vie for the Senior Women's World Championship. All six women pitch a single flip.

Rivers started out slowly in the first game against Edie McKinney, pitching what turned out to be her lowest game - a 62.5%. That close game must have been a motivator, because she then cranked out a 74% win, followed by a super 95.8% game. That game, 23 ringers out of 24 shoes pitched, shares the honor of being the high game of the World Tournament - the other pitcher to achieve that was none other than Sylvianne

Moisan, the Open Women's World Champion. Good company! Over the two-night double round robin competition, Rivers offered only one more game under 70%, a 69.4% against Edie McKinney. Her 75.1% average puts her in 3rd place overall for Senior Women Champions. Her 95.8% game is the highest percentage game ever pitched in the Senior Women's Division!

Undefeated and assured of the title, Rivers began her last game slowly. Lucille Leis came out firing and Rivers found herself behind early in the game. Rivers gave herself a good mental lecture and pulled the game out even though Lucille pitched a fine 71%. Another game of note was a 78.9% game by Edi Holland. Congratulations to these Senior Women AND the next time Rivers Prewette sets some goals for herself, we had better listen!

# WOMEN'S CHAMPIONSHIP

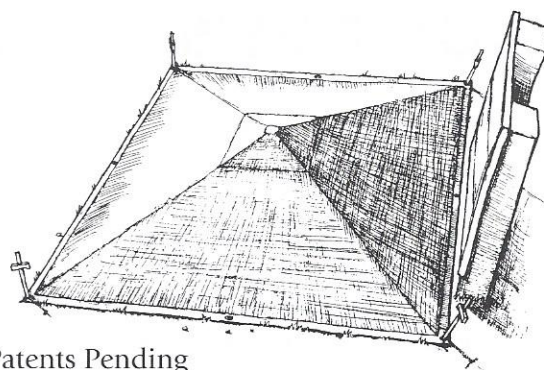
by Phyl Quist

This year the 16 top percentage pitchers were seeded directly into the Women's Championship Class with eight move-ups to complete the group of 24.

What constitutes a Championship Class? Fourteen of the top seeds were repeats from last year. There were the ever steadies like Sylvianne Moisan, Sue Synder, Amy Francis, Judy Curtiss, Joan Elmore, Becky Kemper and Bev Nathe. A couple new names like Gert Wilcziek, Ruth Rife and Carol Simpson were to be reckoned with. Marian Thomsen is the only person from Nebraska who has ever qualified for a championship class. Penny Steinke was the only move-up from Class B. She said she was really in awe and just a little overwhelmed. Joanne Martin from Massachusetts saw her dream come true - from winning Class D last year to qualifying in Class A this year. (Her secret could be some coaching from Brian Simmons.) And Sue Snyder prepares for the World by pitching 1,000 shoes each day beginning two months prior to the tournament. The caliber of pitching talent in each of the 24 is what makes them all champions.

Day one left five ladies undefeated: Sylvianne, Joan, Judy, Amy and Gert. Amy Francis's 90% game was tops for the day. Day two ended with three still in the perfect bracket: Sylvianne, Amy and Judy Curtiss who ringed 40 out of 44 for an awesome 90.9%. Sue Snyder got quite a workout that day with two back-to-back games of 108 shoes and 120 shoes. Day three saw Gert Wilcziek defeat Sylvianne, leaving Amy alone in the top spot. The final day Sylvianne started off with a game of 23 out of 24 for a 95.8%. And she never looked back. With two games to go, Joan Elmore gave Amy Francis her first loss of the tournament. The last game pitted Amy and Sylvianne head-to-head for the title. It was a nail-biting game of 104 shoes with Sylvianne Moisan once again claiming the Women's World Champion title for 2003. Amy Francis placed 2nd with Judy Curtiss taking home the 3rd place trophy.

Each lady is an inspiration and a great role model for all to follow. It was a privilege to watch the best in the World. Congratulations Sylvianne!



Patents Pending

## PIT COVERS NOW AVAILABLE

Quality, Custom Made, Waterproof,  
All-Weather Construction  
Heavy-Duty Polyester Reinforced Vinyl Fabric  
18 Oz./Sq. Yd.  
Double Stitched Hems with Brass Grommets  
Double Reinforced Centers  
Includes Pin Caps and 10" Steel Stakes

**Increase your playing time,  
Decrease your Maintenance**

Prices per pair:

7'x7' \$119.75 + \$7.95 S&H U.S.

8'x8' \$148.75 + \$9.95 S&H U.S.

Custom Sizes Available

## PITGO COVERS

Toll Free: 1-800-313-6213

Fax: 1-757-482-6948

1516 Blue Ridge Rd., Chesapeake, VA 23322

Allow 2-3 weeks for Mfg. And Delivery



Money Orders, Personal Checks in Advance

# JUNIOR GIRL'S CHAMPIONSHIP

by Heidi Poppe

For the Junior Girls Championship Class, Saturday, August 9th would be a memorable one for one girl who faced the odds and came out the champion! Shalee Sebastian, in her last year as a junior, came to win the title and set world records. She started out with what ended up being her best game of the series beating her sister, Sabrina and averaging 75%. But it was the 3rd game when Shalee had met her match – Tava Cook of Wisconsin coming in with an average of 42% was keeping her pace against the defending champion. Both pitchers were standing at 2-0 when the game started. The game went 58 shoes and the defending champion had her first loss. Tava Cook won the match, averaging 58.6%. This would turn out to be the highlight game of the Junior Girls Championship division, the ending score, 40-37. Tava was on to her next game and it

wouldn't be any easier; she faced Kelly Mallette of Ontario. It was once again a tight game all the way to the finish, but Tava overtook Kelly at the end and won 42-39 averaging 54.8%. Tava was now standing with a record of 4-0 with one more game to go. Her last opponent would be Kala Larson of Minnesota who also put up a good fight but could not overcome Tava. With a 5-0 record and averaging 59.52% (10% over her average), Tava Cook became the new 2003 Junior Girls World Champion! Great pitching!

Also pitching was Collette Cave of Minnesota who took home 3rd place. The high percentage game of the series was 75% by Shalee Sebastian. The longest game was between Tava Cook and Kelly Mallette with 62 shoes.

# JUNIOR BOY'S CHAMPIONSHIP

by Heidi Poppe

This year's Junior Boys Championship class featured a tremendous amount of talent amongst a big group of friends. On and off the courts, you could find a lot of these boys hangin' out together having fun. But when the time came on the courts to get down to business, they did just that and displayed tough competitiveness and good sportsmanship.

Keith Boone of California and Tyler Elfrink of Missouri started the first game off with 84 shoes. Keith reached 39 points but Elfrink didn't give up – he put on 8 doubles in a row before missing and Keith sealed the deal winning 42-31. Game three featured the Boys Championship's high average game pitched by Drew Becker of Ontario Canada averaging 92.9% against Chase Battle of Arkansas. By the end of the first night, three boys were in the lead, all tied with 4 wins and 0 losses; Drew Becker, Keith Boone and Nick Preston of Vermont.

The last night of the 2003 Junior Boys Championships came with only three games left to pitch. Boone played Becker the first game of the night and it was sure to be the game to watch. Boone pulled out ahead early and Becker could not get in a rhythm. Boone gave Becker his first loss by winning 41-9 averaging 76.9%. This was to be Becker's lowest game at 59.6%. Now it was down to two in the lead – Boone and Preston, but

they wouldn't meet until the last game. Just coming off a big win, Boone was now to play Buddy Dyrda of British Columbia Canada. Boone fell behind Dyrda who pitched his best game of the series with 83.7% - Dyrda won and gave Boone his first loss. At the same time, Nick Preston was pitching Becker. It was a close game but Becker pulled ahead at the end to win 41-36 and that gave all the boys a loss. The last game was up and Boone and Preston finally met. This game would end up to be Boone's shortest game with 48 shoes and it gave him a chance at winning the championship title – he won 40-20. That left Becker versus Dyrda – Becker won 40-25. Drew Becker and Keith Boone were tied. It was time to play it off and award the 2003 Junior Boys Champion – but who would it be? It was the second time the boys met that evening, but this time there would be a different outcome. Becker won 42-28 averaging 80.3 % and Boone at 71.2%. Becker, for his 2nd title, becomes the 2003 Junior Boys Champion. Well deserved!

Also pitching in the Junior Boys Championship Division were Urias Martin of New Mexico who finished in 5th place and Tony White of Pennsylvania who finished 7th. The longest game was 90 shoes pitched by Nick Preston and Tyler Elfrink. The shortest game was 32 shoes by Nick Preston and Chase Battle.

# ELDER'S CHAMPIONSHIP

by Jim Haupt

The fastest growing division of the NHPA is the Elders, the men over 70 years who are allowed to pitch from shorter distance, seem to change their lineup more readily than other divisions.

This year it was Illinois' Marvin Kramer's turn without a doubt. He let a few come close, almost dropped one to Cooly Smith but the record stands, 11 wins-0 losses at 77.8%. In business-like fashion he dispatched all comers.

Eldon Sarbaugh has been around the block a few times in this horseshoe game, but this was his first crack at the Elder's title.

Losing only to Kramer and Smith, Sarbaugh pitched 75% to place second in the Elder's division.

Ed Arionus, Texas, an all-around former champion in this and other divisions, probably surprised himself by dropping four games to wind up third, pitching a bit below his entering average of 74.5%.

Cooly Smith of Indiana saved his own bacon in the last game over Arionus creating a tie for wins. Smith, fourth, dropped the final decision, pitching one percentage point less than Arionus.

# MEN'S CHAMPIONSHIP

by Jim Haupt

Going into the final day, Francis retained a perfect record. McCrink was down two. Foster and Ellis had both lost just one game. They would meet the master this day.

Alan Francis, the modern day Ted Allen, allowed only one opponent, 15th place Jim Walters, into the 30-point- range. Other opponents, old and new, fell to a fairly constant barrage of reverse ringers. His last game came in at 93.3%, his best of the tournament.

Francis plans to keep playing at his present pace. He made note of and especially liked the new comers to the championship class.

This year the front row of the finalists' photo looked a little different. Francis was flanked Tony Hankins, Dale Lipovsky, Adam Ellis, Shannon Foster, Joe McCrink, Mandell Proctor, and Kurt Von Kleist

Joe McCrink, number two of the 2003 World, is from New Jersey and had been in the championship class one earlier time, Syracuse, where he said he wound up 20th in a different type of format. This time he said he really enjoyed it, even when his body language said no. "It was a lot of fun."

Shannon Foster, number three of Tennessee, says of his first trip to the championship class, that as a competitor, you must be there for every game, there's no let-up.

Adam Ellis, of Ontario, ranked fourth and appeared to be fresh from the Junior Division, but claims to have played last in 2000. He's twenty years old today and promises to be back again for what he thought to be a "tough" class. Says he was cool at the beginning and got into it more later.

Tied with former champion, Dale Lipovsky of Minnesota, Mandell Proctor of Maryland took the percentage nod. His one word description of his four days in the championship class is the echo of some others, "tough."

We always look to the senior members of the championship class to bolt to greener pastures. Rich Pintor, Colorado and 14th, promises he will keep coming back as long as he can make the championship class. "That's my goal."

Paul LaCrosse, a giant killer also from Colorado finishing 13<sup>th</sup>, is undecided about the division choice for next year. It may depend upon conditions like the promised air-conditioning.

Gary Opper, Idaho, is suddenly ninth in the world and certainly hopes to be back to this championship class

Smiley Tom Westbrook of South Carolina finished 23<sup>rd</sup> (of 24) and said amid laughter that he hates this game, can't stand the pressure, hates Alan Francis and Walter Ray too, but he will be back for more of the same next year.

# SENIOR MEN'S CHAMPIONSHIP

by Jim Haupt

A move from last year's Open Men to this year's Senior Division paid off for Bob Hayes of New York as he walked through the class with all wins holding all comers to 31 points or less. He pointed out that first place Senior Men meant a shot at more money and fewer games. His health is also a factor. Senior Men is now his choice.

John Mathys' record shows he dropped three games on his way to second place. Last year Mathys was Senior Men's Class A champion. More importantly Mathys defeated close competitor Paul Stewart. Four losses put Stewart in third place. Down a bit from his entering average, perhaps anticipating his forthcoming years at the helm of the NHPA.

Bob Garber, defending champion, placed fourth this year and will be back to the Seniors next year. He thinks he did well, except for a couple of games.

**SIX PAC**



**HORSESHOES®**

**Tournament Quality**

---

**Pitched in A-Z Classes**  
**Discount on 6 Pair or more**  
**ONE YEAR GUARANTEE**

---

Order Direct or  
from your NHPA Representative  
**SIX PAC HORSESHOES**  
4811 Tishomingo Road  
Hillsboro, MO 63050  
Attn: Harvey E. Wobbe  
**(636) 942-3544**

# SPECIAL EVENTS CALENDAR

## October 2003

18<sup>th</sup> – 19<sup>th</sup>

Fall Magic Horseshoe Tournament. Dakota Magic Casino, Hankinson, ND. Exit 1, I-29 on the ND-SD Border. Entry Deadline Oct. 4<sup>th</sup>. Pitch Either Day or Both Days. \$25.00 per day for adults, \$3.00 per day for juniors. \$1,000+ added purse. Contact-Send to:

Kurt Whaley, 245 N. Meier St., Spearfish, SD 57783  
(605) 717-3760, whaley@rushmore.net

## January/February 2004

Jan 31<sup>st</sup> – February 1<sup>st</sup>

Winter Magic Horseshoe Tournament. Dakota Magic Casino, Hankinson, ND. Exit 1, I-29 on the ND-SD Border. Entry Deadline Jan. 17<sup>th</sup>. Pitch Either Day or Both Days. \$25.00 per day for adults, \$3.00 per day for juniors. \$1,000+ added purse. Contact-Send to:

Kurt Whaley, 245 N. Meier St., Spearfish, SD 57783  
(605) 717-3760, whaley@rushmore.net

## April 2004

18<sup>th</sup> – 19<sup>th</sup>

Spring Magic Horseshoe Tournament. Dakota Magic Casino, Hankinson, ND. Exit 1, I-29 on the ND-SD Border. Entry Deadline March 20<sup>th</sup>. Pitch Either Day or Both Days. \$25.00 per day for adults, \$3.00 per day for juniors. \$1,000+ added purse. Contact-Send to:

Kurt Whaley, 245 N. Meier St., Spearfish, SD 57783  
(605) 717-3760, whaley@rushmore.net

## Report Your 2003 State/Provincial Tournament Results in the November/ December Issue of "Newline"

Results for your State or Provincial Tournament Results may be submitted for publication in the next issue of "Newline".

Please submit your results in the following format.

All Championship Groups – Submit name, win/loss record and percentage for all pitchers

All Classes other than Championship groups submit only the winner of each group with the same information as above.


Please submit your results in Word, Excel or text format via email if possible. Send results to: psummerlin@cablespeed.com

If submitting reports via regular mail, send to: Paula Summerlin, "Newline" Editor, P.O. Box 536, Webberville, MI 48892-0536



Three pairs of husbands and wives competed in the men's and women's championship group.

Andre Leclerc	Ricky Hall	Alan Francis
Sylvianne Moisan	Amy Hall	Amy Francis



SIMMONS

CAN/AM

VIP

CONDOR

PRO-STAR

**BILL VANDERBURG**  
HORSESHOE COMPANY  
201-30 Avalon Place  
Kitchener, ON N2M 4N6

(519)575-9163



**SIMMONS – XL:** Thrown by the 2002 World Champion, Brian Simmons at 85%. M – H. Price \$50.00

**CONDOR:** Perfectly balanced flip. Thumb Indentation. Can be thrown with lugs up or down. L-M-H.

**PRO-STAR:** Designed to flip, can be thrown up or down. New Thumb Indentation. Weight L-M-H.

**VIP:** Designed for flip & the ¼ turn. Has a good heavy lug. Weight L-M-H.

**CAN-AM:** A super shoe for the ¼ turn, 1¼ and 1½ turn. L-M-H.

PRICE: \$43.00—Shipping & Taxes extra. 1 year guarantee. Order through your NHPA Representative

# THE TOLL OF TIME

**Glenn Brown**  
Pennsylvania

The horseshoe pitchers of Eastern Pennsylvania have lost one of their finest. Glenn Brown died on May 5, 2003 in York, Pennsylvania at the age of 68. He is survived by his wife, Betty Eichelberger Haines Brown. Glenn was just beginning his 43<sup>rd</sup> year as a member of the NHPA. A true gentleman both on and off the courts, Glenn greeted people frequently with a friendly smile and a warm handshake. He often had words of encouragement about the game, particularly for new pitchers. Glenn began his horseshoe pitching with his father on their family farm in York County. He joined the York County Horseshoe League when it was formed in 1959. In 1979 Glenn was inducted into the York County Hall of Fame. He will be greatly missed by his many friends on the courts of Eastern Pennsylvania.

Submitted by Carlton W. Young, Sec/Treas. Eastern PA HPA


**Francis Asher**  
Ohio

March 2, 1921 – June 10, 2003

Francis Asher will be missed by his many friends. Many good times were had around the horseshoe courts due to his hard

work and dedication to the NHPA. Many thanks to all of his horseshoe friends for all the cards and prayers received from everyone while he was in the Covington Care Center and in the hospital. He enjoyed the many cards and visits from friends.

Submitted by his sister, Jeanie Langston



**Cheryl L. Hodge**

Nebraska

5/11/49 – 8/28/03

Cheryl Louise (Poore) Hodge of Ainsworth, Nebraska passed away at the age of 54, after suffering a long illness. Cheryl was the wife of Al Hodge who was the person responsible for Ainsworth, Nebraska hosting the World Tournament twice. Cheryl grew up on a ranch where she and Al returned to after they were married. Al and Cheryl were blessed with two sons, Glen and Eugene, and a daughter, Malinda. Cheryl loved living on the ranch because she was a lover of nature and always made time to teach her children how to appreciate all of God's creation. She was a kind and loving mother, who always tried to smile at everything. Cheryl will be sadly missed by all.

**Phyllis Negaard**

Minnesota

Phyllis Marie Negaard passed away on September 22<sup>nd</sup> at the St Cloud Hospital after being diagnosed with a rare type of bone cancer just weeks before.

Phyllis was born on February 6, 1943 in St. Cloud to Norbert and Catherine (Hollenkamp) Notch. She was a graduate of Cathedral High School and the St. Cloud Beauty College. She married Ronn Negaard on July 13, 1963. She managed a hair salon for several years, was the co-owner of Tri-N-Ceramics and was co-owner and partner with her husband of Vill Norsk, Inc for the past twelve years. She was also an avid sled dog racer.

Phyllis had a passionate 25 year career of horseshoe pitching which included fourteen times consecutive Minnesota State Women's Horseshoe Pitching Champion and five times Women's World Horseshoe Pitching Champion. Phyllis is also a member of the State and National Horseshoe Hall of Fame.

Phyllis is survived by her husband, Ronn; son, Randy, St. Cloud; dog "daughter", Flirt; mother, Mrs. Catherine Notch, St. Cloud; brothers and sisters: Beverly (Everett) Nathe, St. Stephen; Marylin (Garry) Flam, St. Cloud; Cathleen Lesnau, Cape Coral, FL; Donald (Linda) Notch, Albany; Sandy (Rick) Karasch, St. Joseph.

Phyllis was preceded in death by her father and two sisters, Carol Ann Bibeau and Norma Jean Hennen.





**HORSESHOES**  
**PERFECT LINE\***  
SENSATIONAL NEW PRODUCT  
FOR HORSESHOE PLAYERS  
\*Patent Pending

Used on any regulation shoe regardless of how your shoe is pitched, flip or turning



Every player's goal is to pitch a perfect line to the stake

Trains your pitching arm to deliver a "PERFECT LINE"

Model #W2002

Practice Inside Your Home Or Outside Year 'Round!

Further Information:  
[www.horseshoesperfectline.com](http://www.horseshoesperfectline.com)  
**George M. Loring**  
20 Granite Ledge Road  
Thornton, NH 03223  
603-726-3364



Only \$34.95  
INCLUDES SHIPPING

## Stay Informed Keep Subscription Current

Don't let your "Horseshoe Pitching Newsline" subscription lapse. Check the expiration date on the mailing label. If it is 10/01/03, this is your last issue and you should mail a renewal now.

### NHPA "Horseshoe Pitching Newsline" Subscription Renewal Form

Name \_\_\_\_\_

Address \_\_\_\_\_

City/State/Zip \_\_\_\_\_

Phone \_\_\_\_\_

New Subscriber     Renewal

Subscription price for one, two, three years is  
\$12.00, \$22.00, \$30.00 for standard mailing in the U.S.

Add \$8.00/yr. for First Class.

Canada is \$20.00, \$38.00 or \$54.00 (US FUNDS ONLY)

Make checks payable and mail with form to:

NHPA Secretary/Treasurer  
3085 76th Street  
Franksville, WI 53126

If you have missed an issue,

limited copies of most back issues are available for \$3.00.

Send all back copy requests with payment to *Horseshoe Pitching NEWSLINE* Editor,  
P.O. Box 536, Webberville, MI 48892-0536

# WORLD TOURNAMENT SHOE CHECK NUMBERS

by Ward Lutz

BRAND	pairs checked	long shoes	wide shoes
Deadeye	427	5	31
Allen	407	199	31
Diamond	334	2	36
Imperials	235	19	19
M & M	95	2	28
Six Pac	61	0	6
Mustang	60	5	3
Gordon	56	0	0
Synders	54	0	0
Cal-Flip	48	0	17
Ohio	45	0	1
American	35	0	3
Bronco	34	0	7
Condor	27	2	5
Glory	26	0	2
Tyson	24	0	0
Pony	19	0	0
Mr Ds	16	0	0
VIP	14	0	2
Challenger	13	0	1
Other	102	14	5
<b>TOTAL</b>	<b>2132</b>	<b>248</b>	<b>197</b>



Gordon Gold or Standard  
Pitching Horseshoes



Gordon Multi-Grip  
Pitching Horseshoes

The forged shoe used by  
champions since 1932.

Gordon Standard Pitching Horseshoes are made of Carbon Steel and guaranteed against breakage for one full year from date of purchase. Gordon Gold Horseshoes are produced of Alloy Steel, heat treated for maximum toughness and guaranteed for two full years from date of purchase.

Gordon Multi-Grip Horseshoes have the staying power and twice the stability of any shoe on the market today. The Multi-Grip was designed for flip pitchers and turn pitchers with balance points conducive to consistent pitching from a variety of grips.

To purchase, send check or money order to:

**Gordon Horseshoes**

c/o Queen City Forging Co.

233 Tennyson St., Cincinnati, Ohio 45226

Call Toll Free: **1-888-321-7200**


e-mail order to: [gordon@qcforge.com](mailto:gordon@qcforge.com)

Visit us at <http://www.gordonhorseshoes.com>



Made in U.S.A.  
NHPA Approved






Brian Simmons of Rhode Island was inducted into the NHPA Hall of Fame. Joanne Martin receives the Hall of Fame Plaque from Dave Loucks on Brian's behalf.



Glenn Jamieson is presented the Arch Stokes Memorial Award by Dave Loucks for his continuous outstanding service in promoting the development and growth of the sport of horseshoe pitching.



Achievement Award for outstanding service to the sport of horseshoe pitching presented to Jim and Phyllis Quist by Casey Sluys.



Paul Stewart presents an Achievement Award to Stan Dodson for outstanding service to the sport of horseshoe pitching.



Dave Loucks presents the Presidential Award to Mel Yockstick for outstanding service and dedication to promoting horseshoe pitching at state and national levels.



The Gene and Mary Van Sant Memorial Award is awarded to the Regional Director of the Year. This year's winner was Kevin Snelgrove of Virginia. Ricky Hall accepts the award on his behalf from Bonnie Seibold.



Virginia received the Membership Awards for the largest increase in membership by percentage from 2001 to 2002 (37.02%) and largest actual increase of adult membership (77). Dick Hansen presents Ricky Hall and Renee Cowan with the plaques.




Missouri is awarded a Membership Award for largest junior membership increase from 2001 to 2002 (17). Joe Faron accepts the award from Dick Hansen.




Bob Dunn accepts for Minnesota a Membership Award for most adult Members in 2002 (964). Dick Hansen presents the plaque.



Dick Hansen presents Jerry LaBrosse of Minnesota with a Membership Award for most Junior Members in 2002 (91).




Jane Smith, Marilyn Skrivseth and Gary Bartlett of UWEC, and Ken Jaeger recognized for their part in organizing and hosting the 2003 World Tournament



Jane Smith, Maria Falcone, representative of the Chippewa Valley Convention Visitors Bureau and Sports Commision, and Ken Jaeger receive a plaque for their World Tournament efforts.



Hall of Fame Members in attendance.  
From back left: Dave Loucks, Earl Winston, Alan Francis, Ottie Reno, Jack Adams, Ed Domey, Bob Champion, Vicki Winston, Bonnie Seibold, Debbie Michaud.



NHPA President Dave Loucks and 5th V.P. Paul Stewart.  
Paul will be the new NHPA President in 2004.

PHOENIX- MESA HORSESHOE PITCHERS CLUB  
46<sup>th</sup> ANNUAL VALLEY OF THE SUN  
NHPA OLDEST SANCTION TOURNAMENT

February 8<sup>th</sup> thru 15<sup>th</sup>, 2004  
PIONEER PARK MESA, AZ

DEADLINE FOR ENTRY: JANUARY 17, 2004

LIMITED TO 192 PITCHERS

Send entry from to: Rick Durkit  
7303 E. Taylor St.  
Scottsdale, AZ 85257

CALL FOR PITCHING TIME  
STARTING JAN. 22, 2004  
PHONE # 480-946-5608

(No Refunds After Jan. 20 th. 2004 )

**Entry Fee 50.00 ( Scorekeeping fee included )**

**Additional Prize Money. \$ 3,000 Donated by Casino Arizona,  
And Phoenix Mesa Horseshoe Pitchers Club.**

**NHPA or Canadian Card Required  
Tournament Average From Natstats.  
3 Tournaments Required**


**FORMAT:** CLASS "A" AND CLASS "B" WILL PITCH 40 POINT GAMES.  
REMAINING CLASSES WILL PITCH 40 SHOE GAMES.  
ALL CLASSES WILL PLAY 2 CONSECUTIVE DAYS,  
30 FT. AND 40 FT., PITCHERS WILL BE SEPARATED, IF POSSIBLE  
ALL CLASSES SEEDED BY PERCENTAGES

**SPONSORED BY: CASINO ARIZONA: FREE RV PARKING AT 101 AND INDIAN BEND.**

---

<b><u>CHECKS PAYABLE:</u></b>	<b>PMHPC</b>	<b>ENTRY FORM</b>	<b>NHPA SANCTIONED</b>
		<b>VALLEY OF THE SUN</b>	<b>DRESS CODE ENFORCED</b>
NAME _____		2004 NHPA CARD _____	
ADDRESS _____		NHPA STATE _____	
CITY _____	STATE _____	ZIP _____	PHONE: _____
NATSTATS RINGER % _____	40FT. _____	30FT. _____	M _____ F _____

# MENS DIVISION CHAMPIONSHIP CLASS



## MENS DIVISION - CHAMPIONSHIP CLASS 2003 WORLD

1. Alan Francis	OH	84.84	23	0	1181	1408	83.88
2. Joe McCrink	NJ	78.94	20	3	1035	1288	80.36
3. Shannon Foster	TN	76.44	19	4	1043	1364	76.47
4. Adam Ellis	ON	77.45	19	4	1042	1406	74.11
5. Mandell Proctor	MD	77.27	14	9	1015	1364	74.41
6. Dale Lipovsky	MN	77.00	14	9	895	1250	71.60
7. Kurt Von Kleist	PA	71.05	12	11	1035	1460	70.89
8. Tony Hankins	KY	68.50	12	11	1066	1514	70.41
9. Gary Opper	ID	69.67	12	11	925	1352	68.42
10. Jim Walters	OH	79.16	10	13	1121	1556	72.04
11. Art Tyson	NY	66.67	10	13	977	1408	69.39
12. Ron Deckard	FL	73.66	10	13	952	1392	68.39
13. Paul LaCrosse	CO	76.42	10	13	884	1294	68.32
14. Rich Pintor	CO	65.67	10	13	935	1374	68.05
15. Andre Leclerc	PQ	65.33	10	13	886	1322	67.02
16. Robert Schaver	IL	66.33	10	13	925	1414	65.42
17. Walter Ray Williams Jr	FL	80.90	9	14	985	1410	69.86
18. Matt Guy	KY	64.17	9	14	886	1344	65.92
19. Larry Knop	IL	73.17	9	14	780	1224	63.73
20. Ricky L Hall	VA	67.67	8	15	816	1288	63.35
21. Randy Rein	WI	70.83	7	16	716	1098	65.21
22. Stan Leis	ON	70.81	7	16	892	1370	65.11
23. Tom Westbrook	SC	72.06	7	16	818	1276	64.11
24. Robert E Jones	NY	70.50	5	18	801	1284	62.38

## MENS DIVISION - CHAMPIONSHIP CLASS 2003 WORLD

### 1. Alan Francis

OPPONENT	SCORE	R	SP	%
1. Matt Guy	41/2	37	42	88.1
2. Andre Leclerc	41/16	37	46	80.4
3. Rich Pintor	43/4	35	40	87.5
4. Robert Schaver	40/16	39	48	81.3
5. Art Tyson	42/22	56	66	84.8
6. Ricky L Hall	40/1	41	44	93.2
7. Tony Hankins	40/26	52	70	74.3
8. Gary Opper	41/9	34	40	85.0
9. Robert E Jones	42/16	46	56	82.1
10. Stan Leis	42/18	37	48	77.1
11. Randy Rein	42/14	38	44	86.4
12. Kurt Von Kleis	40/27	95	112	84.8
13. Tom Westbrook	42/7	34	40	85.0
14. Walter Ray Williams, Jr.	42/27	63	80	78.8
15. Jim Walters	42/31	93	112	83.0
16. Larry Knop	42/3	26	32	81.3
17. Paul LaCrosse	40/18	54	64	84.4
18. Ron Deckard	42/12	45	54	83.3
19. Dale Lipovsky	40/18	51	62	82.3
20. Mandell Proctor	42/18	78	88	88.6
21. Adam Ellis	40/19	50	62	80.6
22. Joe McCrink	41/24	84	98	85.7
23. Shannon Foster	45/10	56	60	93.3
W- 23 L-0	952	1181	1408	83.9

### 2. Joe McCrink

OPPONENT	SCORE	R	SP	%
1. Robert Schaver	40/20	27	42	64.3
2. Art Tyson	27/41	45	66	68.2
3. Ricky L Hall	40/21	46	56	82.1
4. Matt Guy	40/6	27	34	79.4
5. Andre Leclerc	42/26	49	62	79.0
6. Rich Pintor	41/15	57	64	89.1
7. Stan Leis	40/3	32	34	94.1
8. Randy Rein	40/24	51	66	77.3
9. Kurt Von Kleis	40/22	51	60	85.0
10. Tony Hankins	42/11	45	50	90.0
11. Gary Opper	40/28	43	54	79.6
12. Robert E Jones	45/14	35	46	76.1
13. Larry Knop	41/17	50	60	83.3
14. Paul LaCrosse	41/10	27	34	79.4
15. Ron Deckard	45/17	55	68	80.9
16. Tom Westbrook	41/8	38	46	82.6
17. Walter Ray Williams, Jr.	28/41	47	68	69.1
18. Jim Walters	42/9	42	48	87.5
19. Adam Ellis	42/6	41	48	85.4
20. Shannon Foster	43/22	49	64	76.6
21. Mandell Proctor	43/33	57	72	79.2
22. Alan Francis	24/41	78	98	79.6
23. Dale Lipovsky	40/12	43	48	89.6
W- 20 L-3	907	1035	1288	80.4

**3.Shannon Foster**

OPPONENT	SCORE	R	SP	%
1. Gary Oppper	41/23	50	62	80.6
2. Robert E Jones	40/11	42	54	77.8
3. Stan Leis	40/27	48	64	75.0
4. Randy Rein	41/22	30	46	65.2
5. Kurt Von Kleis	40/16	31	42	73.8
6. Tony Hankins	45/39	68	86	79.1
7. Andre Leclerc	41/21	40	52	76.9
8. Rich Pintor	42/36	69	86	80.2
9. Robert Schaver	42/5	29	32	90.6
10. Art Tyson	41/28	68	82	82.9
11. Ricky L Hall	40/5	45	52	86.5
12. Matt Guy	40/38	47	64	73.4
13. Walter Ray Williams, Jr.	42/21	40	54	74.1
14. Jim Walters	36/41	56	76	73.7
15. Larry Knop	40/16	32	42	76.2
16. Paul LaCrosse	42/21	42	52	80.8
17. Ron Deckard	40/18	35	46	76.1
18. Tom Westbrook	42/34	53	74	71.6
19. Mandell Proctor	43/18	49	56	87.5
20. Joe McCrink	22/43	44	64	68.8
21. Dale Lipovsky	18/40	22	40	55.0
22. Adam Ellis	41/38	59	78	75.6
23. Alan Francis	10/45	44	60	73.3

W-19 L-4 869 1043 1364 76.5

**5.Mandell Proctor**

OPPONENT	SCORE	R	SP	%
1. Ricky L Hall	42/36	38	56	67.9
2. Matt Guy	29/40	38	58	65.5
3. Andre Leclerc	45/22	45	60	75.0
4. Rich Pintor	41/29	53	68	77.9
5. Robert Schaver	41/1	33	36	91.7
6. Art Tyson	33/44	43	60	71.7
7. Kurt Von Kleis	40/28	44	56	78.6
8. Tony Hankins	41/15	61	72	84.7
9. Gary Oppper	41/27	41	56	73.2
10. Robert E Jones	42/32	37	54	68.5
11. Stan Leis	39/40	45	64	70.3
12. Randy Rein	17/43	30	50	60.0
13. Paul LaCrosse	41/25	61	76	80.3
14. Ron Deckard	40/28	52	68	76.5
15. Tom Westbrook	43/15	37	46	80.4
16. Walter Ray Williams, Jr.	40/20	58	74	78.4
17. Jim Walters	37/40	44	60	73.3
18. Larry Knop	40/1	25	30	83.3
19. Shannon Foster	18/43	41	56	73.2
20. Alan Francis	18/42	69	88	78.4
21. Joe McCrink	33/43	53	72	73.6
22. Dale Lipovsky	40/29	41	56	73.2
23. Adam Ellis	23/45	26	48	54.2

W-14 L-9 824 1015 1364 74.4

**7.Kurt Von Kleist**

OPPONENT	SCORE	R	SP	%
1. Tom Westbrook	23/40	39	60	65.0
2. Larry Knop	41/8	29	38	76.3
3. Ron Deckard	24/42	36	60	60.0
4. Paul LaCrosse	42/33	50	70	71.4
5. Shannon Foster	16/40	24	42	57.1
6. Dale Lipovsky	40/35	46	68	67.6
7. Mandell Proctor	28/40	40	56	71.4
8. Adam Ellis	38/42	39	58	67.2
9. Joe McCrink	22/40	45	60	75.0
10. Jim Walters	42/38	52	70	74.3
11. Walter Ray Williams, Jr.	42/33	45	62	72.6
12. Alan Francis	27/40	90	112	80.4
13. Rich Pintor	42/35	59	78	75.6
14. Robert Schaver	39/41	45	66	68.2
15. Ricky L Hall	42/19	43	60	71.7
16. Robert E Jones	40/36	45	70	64.3
17. Matt Guy	35/42	61	80	76.3
18. Andre Leclerc	42/4	41	46	89.1
19. Art Tyson	40/31	39	56	69.6
20. Gary Oppper	40/30	44	60	73.3
21. Stan Leis	41/21	36	50	72.0
22. Tony Hankins	35/40	48	74	64.9

W-12 L-11 813 1035 1460 70.9

**4.Adam Ellis**

OPPONENT	SCORE	R	SP	%
1. Art Tyson	40/24	40	56	71.4
2. Ricky L Hall	40/20	48	58	82.8
3. Matt Guy	41/33	42	64	65.6
4. Andre Leclerc	41/15	44	54	81.5
5. Rich Pintor	42/30	40	62	64.5
6. Robert Schaver	41/26	45	60	75.0
7. Randy Rein	45/31	54	74	73.0
8. Kurt Von Kleis	42/38	41	58	70.7
9. Tony Hankins	40/27	53	70	75.7
10. Gary Oppper	41/15	41	50	82.0
11. Robert E Jones	42/30	32	50	64.0
12. Stan Leis	40/25	63	76	82.9
13. Jim Walters	41/35	64	80	80.0
14. Larry Knop	43/17	34	46	73.9
15. Paul LaCrosse	45/34	47	62	75.8
16. Ron Deckard	43/21	38	48	79.2
17. Tom Westbrook	42/34	51	68	75.0
18. Walter Ray Williams, Jr.	20/40	51	70	72.9
19. Joe McCrink	6/42	30	48	62.5
20. Dale Lipovsky	42/29	48	64	75.0
21. Alan Francis	19/40	44	62	71.0
22. Shannon Foster	38/41	59	78	75.6
23. Mandell Proctor	45/23	33	48	68.8

W-19 L-4 879 1042 1406 74.1

**6.Dale Lipovsky**

OPPONENT	SCORE	R	SP	%
1. Tony Hankins	35/40	46	68	67.6
2. Gary Oppper	34/40	43	66	65.2
3. Robert E Jones	41/24	39	56	69.6
4. Stan Leis	42/32	38	54	70.4
5. Randy Rein	27/45	37	62	59.7
6. Kurt Von Kleis	35/40	46	68	67.6
7. Matt Guy	41/17	24	38	63.2
8. Andre Leclerc	41/25	37	50	74.0
9. Rich Pintor	40/20	34	46	73.9
10. Robert Schaver	41/35	56	74	75.7
11. Art Tyson	42/13	30	36	83.3
12. Ricky L Hall	40/32	40	58	69.0
13. Ron Deckard	40/18	43	52	82.7
14. Tom Westbrook	45/29	29	46	63.0
15. Walter Ray Williams, Jr.	9/41	31	48	64.6
16. Jim Walters	42/17	71	84	84.5
17. Larry Knop	41/9	27	36	75.0
18. Paul LaCrosse	40/7	34	38	89.5
19. Alan Francis	18/40	44	62	71.0
20. Adam Ellis	29/42	44	64	68.8
21. Shannon Foster	40/18	30	40	75.0
22. Mandell Proctor	29/40	38	56	67.9
23. Joe McCrink	12/40	34	48	70.8

W-14 L-9 804 895 1250 71.6

**8.Tony Hankins**

OPPONENT	SCORE	R	SP	%
1. Dale Lipovsky	40/35	49	68	72.1
2. Tom Westbrook	41/38	37	58	63.8
3. Larry Knop	42/19	32	42	76.2
4. Ron Deckard	43/36	59	78	75.6
5. Paul LaCrosse	41/23	32	50	64.0
6. Shannon Foster	39/45	66	86	76.7
7. Alan Francis	26/40	48	70	68.6
8. Mandell Proctor	15/41	52	72	72.2
9. Adam Ellis	27/40	49	70	70.0
10. Joe McCrink	11/42	34	50	68.0
11. Jim Walters	40/30	52	72	72.2
12. Walter Ray Williams, Jr.	10/40	30	50	60.0
13. Robert E Jones	24/42	44	70	62.9
14. Matt Guy	42/36	48	66	72.7
15. Andre Leclerc	36/41	37	58	63.8
16. Rich Pintor	37/41	66	84	78.6
17. Robert Schaver	36/40	55	78	70.5
18. Ricky L Hall	41/19	37	52	71.2
19. Randy Rein	40/32	52	76	68.4
20. Stan Leis	40/24	43	58	74.1
21. Art Tyson	41/29	55	74	74.3
22. Kurt Von Kleis	40/35	51	74	68.9

W-12 L-11 787 1066 1514 70.4



**9. Gary Opper**

OPPONENT	SCORE	R	SP	%
1. Shannon Foster	23/41	44	62	71.0
2. Dale Lipovsky	40/34	47	66	71.2
3. Tom Westbrook	44/21	37	52	71.2
4. Larry Knop	41/11	33	40	82.5
5. Ron Deckard	16/42	30	52	57.7
6. Paul LaCrosse	34/0	42	66	63.6
7. Walter Ray Williams, Jr.	42/34	38	60	63.3
8. Alan Francis	9/41	24	40	60.0
9. Mandell Proctor	27/41	38	56	67.9
10. Adam Ellis	15/41	33	50	66.0
11. Joe McCrink	28/40	39	54	72.2
12. Jim Walters	42/37	55	74	74.3
13. Matt Guy	35/40	42	66	63.6
14. Andre Leclerc	42/35	61	84	72.6
15. Rich Pintor	27/42	33	54	61.1
16. Robert Schaver	35/42	47	68	69.1
17. Ricky L Hall	42/22	40	58	69.0
18. Robert E Jones	40/23	40	56	71.4
19. Stan Leis	40/36	43	66	65.2
20. Kurt Von Kleis	30/40	42	60	70.0
21. Randy Rein	41/35	54	72	75.0
22. Art Tyson	13/40	22	38	57.9
23. Tony Hankins	45/35	41	58	70.7

W-12 L-II 751 925 1352 68.4

**11. Art Tyson**

OPPONENT	SCORE	R	SP	%
1. Adam Ellis	24/40	35	56	62.5
2. Joe McCrink	41/27	50	66	75.8
3. Jim Walters	32/43	39	62	62.9
4. Walter Ray Williams, Jr.	42/32	55	72	76.4
5. Alan Francis	22/42	48	66	72.7
6. Mandell Proctor	44/33	46	60	76.7
7. Larry Knop	27/41	33	54	61.1
8. Ron Deckard	27/43	67	94	71.3
9. Paul LaCrosse	40/16	43	54	79.6
10. Shannon Foster	28/41	63	82	76.8
11. Dale Lipovsky	13/42	20	36	55.6
12. Tom Westbrook	40/30	41	60	68.3
13. Andre Leclerc	40/16	35	46	76.1
14. Rich Pintor	22/40	29	46	63.0
15. Robert Schaver	39/41	45	68	66.2
16. Ricky L Hall	42/30	51	72	70.8
17. Robert E Jones	31/41	49	74	66.2
18. Matt Guy	44/25	45	64	70.3
19. Kurt Von Kleis	31/40	34	56	60.7
20. Randy Rein	44/29	33	48	68.8
21. Tony Hankins	29/41	49	74	66.2
22. Gary Opper	40/13	31	38	81.6
23. Stan Leis	22/40	36	60	60.0

W-10 L-13 764 977 1408 69.4

**13. Paul LaCrosse**

OPPONENT	SCORE	R	SP	%
1. Robert E Jones	45/19	29	42	69.0
2. Stan Leis	40/20	45	64	70.3
3. Randy Rein	39/41	55	78	70.5
4. Kurt Von Kleis	33/42	47	70	67.1
5. Tony Hankins	23/41	27	50	54.0
6. Gary Opper	0/34	0	0	0.0
7. Rich Pintor	44/22	35	50	70.0
8. Robert Schaver	43/33	48	70	68.6
9. Art Tyson	16/40	35	54	64.8
10. Ricky L Hall	41/22	25	40	62.5
11. Matt Guy	41/25	35	52	67.3
12. Andre Leclerc	45/27	39	52	75.0
13. Mandell Proctor	25/41	55	76	72.4
14. Joe McCrink	10/41	17	34	50.0
15. Adam Ellis	34/45	44	62	71.0
16. Shannon Foster	21/42	34	52	65.4
17. Alan Francis	18/40	46	64	71.9
18. Dale Lipovsky	7/40	23	38	60.5
19. Walter Ray Williams, Jr.	40/22	50	64	78.1
20. Jim Walters	24/43	54	82	65.9
21. Tom Westbrook	40/17	41	56	73.2
22. Larry Knop	40/19	56	72	77.8
23. Ron Deckard	32/40	44	72	61.1

W-10 L-13 701 884 1294 68.3

**10. Jim Walters**

OPPONENT	SCORE	R	SP	%
1. Rich Pintor	32/41	44	66	66.7
2. Robert Schaver	38/41	31	48	64.6
3. Art Tyson	43/32	42	62	67.7
4. Ricky L Hall	33/40	54	74	73.0
5. Matt Guy	43/39	47	66	71.2
6. Andre Leclerc	42/11	46	58	79.3
7. Robert E Jones	40/31	46	64	71.9
8. Stan Leis	39/42	39	60	65.0
9. Randy Rein	42/21	38	50	76.0
10. Kurt Von Kleis	38/42	51	70	72.9
11. Tony Hankins	30/40	48	72	66.7
12. Gary Opper	37/42	54	74	73.0
13. Adam Ellis	35/41	62	80	77.5
14. Shannon Foster	41/36	58	76	76.3
15. Alan Francis	31/42	89	112	79.5
16. Dale Lipovsky	17/42	62	84	73.8
17. Mandell Proctor	40/37	45	60	75.0
18. Joe McCrink	9/42	32	48	66.7
19. Larry Knop	34/40	48	68	70.6
20. Paul LaCrosse	43/24	59	82	72.0
21. Walter Ray Williams, Jr.	44/32	50	70	71.4
22. Ron Deckard	39/40	36	56	64.3
23. Tom Westbrook	41/36	40	56	71.4

W-10 L-13 831 1121 1556 72.0

**12. Ron Deckard**

OPPONENT	SCORE	R	SP	%
1. Stan Leis	34/43	48	68	70.6
2. Randy Rein	24/41	38	62	61.3
3. Kurt Von Kleis	42/24	40	60	66.7
4. Tony Hankins	36/43	57	78	73.1
5. Gary Opper	42/16	37	52	71.2
6. Robert E Jones	33/40	46	66	69.7
7. Robert Schaver	40/27	50	68	73.5
8. Art Tyson	43/27	72	94	76.6
9. Ricky L Hall	41/24	49	64	76.6
10. Matt Guy	42/12	23	32	71.9
11. Andre Leclerc	30/40	36	56	64.3
12. Rich Pintor	42/36	45	62	72.6
13. Dale Lipovsky	18/40	35	52	67.3
14. Mandell Proctor	28/40	49	68	72.1
15. Joe McCrink	17/45	45	68	66.2
16. Adam Ellis	21/43	31	48	64.6
17. Shannon Foster	18/40	29	46	63.0
18. Alan Francis	12/42	35	54	64.8
19. Tom Westbrook	24/40	27	50	54.0
20. Walter Ray Williams, Jr.	29/40	34	56	60.7
21. Larry Knop	41/28	40	60	66.7
22. Jim Walters	40/39	37	56	66.1
23. Paul LaCrosse	40/32	49	72	68.1

W-10 L-13 737 952 1392 68.4

**14. Rich Pintor**

OPPONENT	SCORE	R	SP	%
1. Jim Walters	41/32	45	66	68.2
2. Walter Ray Williams, Jr.	31/40	38	58	65.5
3. Alan Francis	4/43	22	40	55.0
4. Mandell Proctor	29/41	48	68	70.6
5. Adam Ellis	30/42	35	62	56.5
6. Joe McCrink	15/41	49	64	76.6
7. Paul LaCrosse	22/44	28	50	56.0
8. Shannon Foster	36/42	67	86	77.9
9. Dale Lipovsky	20/40	26	46	56.5
10. Tom Westbrook	40/30	53	70	75.7
11. Larry Knop	37/41	40	62	64.5
12. Ron Deckard	36/42	44	62	71.0
13. Kurt Von Kleis	35/42	57	78	73.1
14. Art Tyson	40/22	34	46	73.9
15. Gary Opper	42/27	38	54	70.4
16. Tony Hankins	41/37	66	84	78.6
17. Randy Rein	40/0	45	60	75.0
18. Stan Leis	41/34	43	64	67.2
19. Andre Leclerc	35/41	41	72	56.9
20. Robert E Jones	40/22	33	48	68.8
21. Ricky L Hall	40/35	28	48	58.3
22. Robert Schaver	44/18	26	38	68.4
23. Matt Guy	11/40	29	48	60.4

W-10 L-13 750 935 1374 68.0

**15. Andre Leclerc**

OPPONENT	SCORE	R	SP	%
1. Walter Ray Williams, Jr.	40/31	36	54	66.7
2. Alan Francis	16/41	29	46	63.0
3. Mandell Proctor	22/45	36	60	60.0
4. Adam Ellis	15/41	35	54	64.8
5. Joe McCrink	26/42	44	62	71.0
6. Jim Walters	11/42	37	58	63.8
7. Shannon Foster	21/41	35	52	67.3
8. Dale Lipovsky	25/41	32	50	64.0
9. Tom Westbrook	28/40	31	50	62.0
10. Larry Knop	38/40	36	60	60.0
11. Ron Deckard	40/30	41	56	73.2
12. Paul LaCrosse	27/45	34	52	65.4
13. Art Tyson	16/40	28	46	60.9
14. Gary Opper	35/42	58	84	69.0
15. Tony Hankins	41/36	39	58	67.2
16. Randy Rein	35/0	48	72	66.7
17. Stan Leis	43/18	33	46	71.7
18. Kurt Von Kleis	4/42	29	46	63.0
19. Rich Pintor	41/35	45	72	62.5
20. Robert Schaver	41/19	48	62	77.4
21. Matt Guy	42/17	46	60	76.7
22. Ricky L Hall	40/33	51	72	70.8
23. Robert E Jones	43/28	35	50	70.0
W-10 L-13	690	886	1322	67.0

**17. Walter Ray Williams Jr**

OPPONENT	SCORE	R	SP	%
1. Andre Leclerc	31/40	34	54	63.0
2. Rich Pintor	40/31	40	58	69.0
3. Robert Schaver	31/42	55	78	70.5
4. Art Tyson	32/42	52	72	72.2
5. Ricky L Hall	23/42	34	56	60.7
6. Matt Guy	43/38	48	70	68.6
7. Gary Opper	34/42	35	60	58.3
8. Robert E Jones	42/24	37	50	74.0
9. Stan Leis	18/42	31	52	59.6
10. Randy Rein	41/19	38	48	79.2
11. Kurt Von Kleis	33/42	42	62	67.7
12. Tony Hankins	40/10	41	50	82.0
13. Shannon Foster	21/42	33	54	61.1
14. Alan Francis	27/42	57	80	71.3
15. Dale Lipovsky	41/9	41	48	85.4
16. Mandell Proctor	20/40	53	74	71.6
17. Joe McCrink	41/28	52	68	76.5
18. Adam Ellis	40/20	57	70	81.4
19. Paul LaCrosse	22/40	43	64	67.2
20. Ron Deckard	40/29	38	56	67.9
21. Jim Walters	32/44	46	70	65.7
22. Tom Westbrook	27/40	51	72	70.8
23. Larry Knop	19/42	27	44	61.4
W-9 L-14	738	985	1410	69.9

**19. Larry Knop**

OPPONENT	SCORE	R	SP	%
1. Randy Rein	42/37	53	76	69.7
2. Kurt Von Kleis	8/41	19	38	50.0
3. Tony Hankins	19/42	25	42	59.5
4. Gary Opper	11/41	23	40	57.5
5. Robert E Jones	42/20	46	62	74.2
6. Stan Leis	45/35	40	58	69.0
7. Art Tyson	41/27	39	54	72.2
8. Ricky L Hall	33/45	44	74	59.5
9. Matt Guy	28/41	39	60	65.0
10. Andre Leclerc	40/38	37	60	61.7
11. Rich Pintor	41/37	42	62	67.7
12. Robert Schaver	40/17	41	52	78.8
13. Joe McCrink	17/41	42	60	70.0
14. Adam Ellis	17/43	24	46	52.2
15. Shannon Foster	16/40	23	42	54.8
16. Alan Francis	3/42	14	32	43.8
17. Dale Lipovsky	9/41	16	36	44.4
18. Mandell Proctor	1/40	13	30	43.3
19. Jim Walters	40/34	50	68	73.5
20. Tom Westbrook	21/40	32	56	57.1
21. Ron Deckard	28/41	36	60	60.0
22. Paul LaCrosse	19/40	48	72	66.7
23. Walter Ray Williams, Jr.	42/19	34	44	77.3
W-9 L-14	603	780	1224	63.7

**16. Robert Schaver**

OPPONENT	SCORE	R	SP	%
1. Joe McCrink	20/40	20	42	47.6
2. Jim Walters	41/38	32	48	66.7
3. Walter Ray Williams, Jr.	42/31	58	78	74.4
4. Alan Francis	16/40	31	48	64.6
5. Mandell Proctor	1/41	20	36	55.6
6. Adam Ellis	26/41	41	60	68.3
7. Ron Deckard	27/40	46	68	67.6
8. Paul LaCrosse	33/43	46	70	65.7
9. Shannon Foster	5/42	16	32	50.0
10. Dale Lipovsky	35/41	53	74	71.6
11. Tom Westbrook	40/33	37	56	66.1
12. Larry Knop	17/40	32	52	61.5
13. Stan Leis	29/41	58	90	64.4
14. Kurt Von Kleis	41/39	47	66	71.2
15. Art Tyson	41/39	47	68	69.1
16. Gary Opper	42/35	49	68	72.1
17. Tony Hankins	40/36	55	78	70.5
18. Randy Rein	42/0	52	78	66.7
19. Matt Guy	15/41	40	68	58.8
20. Andre Leclerc	19/41	41	62	66.1
21. Robert E Jones	41/28	42	68	61.8
22. Rich Pintor	18/44	19	38	50.0
23. Ricky L Hall	40/26	43	66	65.2
W-10 L-13	671	925	1414	65.4

**18. Matt Guy**

OPPONENT	SCORE	R	SP	%
1. Alan Francis	2/41	24	42	57.1
2. Mandell Proctor	40/29	43	58	74.1
3. Adam Ellis	33/41	40	64	62.5
4. Joe McCrink	6/40	15	34	44.1
5. Jim Walters	39/43	46	66	69.7
6. Walter Ray Williams, Jr.	38/43	46	70	65.7
7. Dale Lipovsky	17/41	15	38	39.5
8. Tom Westbrook	26/44	40	66	60.6
9. Larry Knop	41/28	42	60	70.0
10. Ron Deckard	12/42	14	32	43.8
11. Paul LaCrosse	25/41	31	52	59.6
12. Shannon Foster	38/40	45	64	70.3
13. Gary Opper	40/35	42	66	63.6
14. Tony Hankins	36/42	47	66	71.2
15. Randy Rein	41/0	40	56	71.4
16. Stan Leis	41/36	55	78	70.5
17. Kurt Von Kleis	42/35	63	80	78.8
18. Art Tyson	25/44	41	64	64.1
19. Robert Schaver	41/15	49	68	72.1
20. Ricky L Hall	26/40	37	58	63.8
21. Andre Leclerc	17/42	37	60	61.7
22. Robert E Jones	41/20	36	54	66.7
23. Rich Pintor	40/11	38	48	79.2
W-9 L-14	707	886	1344	65.9

**20. Ricky L Hall**

OPPONENT	SCORE	R	SP	%
1. Mandell Proctor	36/42	36	56	64.3
2. Adam Ellis	20/40	41	58	70.7
3. Joe McCrink	21/40	39	56	69.6
4. Jim Walters	40/33	56	74	75.7
5. Walter Ray Williams, Jr.	42/23	39	56	69.6
6. Alan Francis	1/40	28	44	63.6
7. Tom Westbrook	41/18	27	38	71.1
8. Larry Knop	45/33	47	74	63.5
9. Ron Deckard	24/41	42	64	65.6
10. Paul LaCrosse	22/41	18	40	45.0
11. Shannon Foster	5/40	32	52	61.5
12. Dale Lipovsky	32/40	35	58	60.3
13. Randy Rein	40/3	18	26	69.2
14. Stan Leis	42/31	34	58	58.6
15. Kurt Von Kleis	19/42	36	60	60.0
16. Art Tyson	30/42	47	72	65.3
17. Gary Opper	22/42	32	58	55.2
18. Tony Hankins	19/41	28	52	53.8
19. Robert E Jones	40/25	32	48	66.7
20. Matt Guy	40/26	40	58	69.0
21. Rich Pintor	35/40	25	48	52.1
22. Andre Leclerc	33/40	48	72	66.7
23. Robert Schaver	26/40	36	66	54.5
W-8 L-15	675	816	1288	63.4

**21. Randy Rein**

OPONENT	SCORE	R	SP	%
1. Larry Knop	37/42	51	76	67.1
2. Ron Deckard	41/24	45	62	72.6
3. Paul LaCrosse	41/39	55	78	70.5
4. Shannon Foster	22/41	24	46	52.2
5. Dale Lipovsky	45/27	41	62	66.1
6. Tom Westbrook	44/20	30	44	68.2
7. Adam Ellis	31/45	48	74	64.9
8. Joe McCrink	24/40	47	66	71.2
9. Jim Walters	21/42	31	50	62.0
10. Walter Ray Williams, Jr.	19/41	31	48	64.6
11. Alan Francis	14/42	28	44	63.6
12. Mandell Proctor	43/17	38	50	76.0
13. Ricky L Hall	3/40	5	26	19.2
14. Robert E Jones	25/43	28	52	53.8
15. Matt Guy	0/41	0	0	0.0
16. Andre Leclerc	0/35	0	0	0.0
17. Rich Pintor	0/40	0	0	0.0
18. Robert Schaver	0/42	0	0	0.0
19. Tony Hankins	32/40	49	76	64.5
20. Art Tyson	29/44	28	48	58.3
21. Gary Opper	35/41	51	72	70.8
22. Stan Leis	41/28	44	60	73.3
23. Kurt Von Kleis	40/32	42	64	65.6
W-7 L-16	587	716	1098	65.2

**23. Tom Westbrook**

OPONENT	SCORE	R	SP	%
1. Kurt Von Kleis	40/23	43	60	71.7
2. Tony Hankins	38/41	35	58	60.3
3. Gary Opper	21/44	29	52	55.8
4. Robert E Jones	40/34	34	54	63.0
5. Stan Leis	27/43	35	58	60.3
6. Randy Rein	20/44	22	44	50.0
7. Ricky L Hall	18/41	19	38	50.0
8. Matt Guy	44/26	47	66	71.2
9. Andre Leclerc	40/28	34	50	68.0
10. Rich Pintor	30/40	50	70	71.4
11. Robert Schaver	33/40	35	56	62.5
12. Art Tyson	30/40	38	60	63.3
13. Alan Francis	7/42	21	40	52.5
14. Dale Lipovsky	29/45	22	46	47.8
15. Mandell Proctor	15/43	29	46	63.0
16. Joe McCrink	8/41	27	46	58.7
17. Adam Ellis	34/42	49	68	72.1
18. Shannon Foster	34/42	51	74	68.9
19. Ron Deckard	40/24	32	50	64.0
20. Larry Knop	40/21	40	56	71.4
21. Paul LaCrosse	17/40	33	56	58.9
22. Walter Ray Williams, Jr.	40/27	55	72	76.4
23. Jim Walters	36/41	38	56	67.9
W-7 L-16	681	818	1276	64.1

**22. Stan Leis**


OPONENT	SCORE	R	SP	%
1. Ron Deckard	43/34	50	68	73.5
2. Paul LaCrosse	20/40	39	64	60.9
3. Shannon Foster	27/40	44	64	68.8
4. Dale Lipovsky	32/42	35	54	64.8
5. Tom Westbrook	43/27	42	58	72.4
6. Larry Knop	35/45	37	58	63.8
7. Joe McCrink	3/40	20	34	58.8
8. Jim Walters	42/39	40	60	66.7
9. Walter Ray Williams, Jr.	42/18	36	52	69.2
10. Alan Francis	18/42	28	48	58.3
11. Mandell Proctor	40/39	45	64	70.3
12. Adam Ellis	25/40	57	76	75.0
13. Robert Schaver	41/29	61	90	67.8
14. Ricky L Hall	31/42	30	58	51.7
15. Robert E Jones	16/42	20	40	50.0
16. Matt Guy	36/41	54	78	69.2
17. Andre Leclerc	18/43	24	46	52.2
18. Rich Pintor	34/41	40	64	62.5
19. Gary Opper	36/40	41	66	62.1
20. Tony Hankins	24/40	39	58	67.2
21. Kurt Von Kleis	21/41	29	50	58.0
22. Randy Rein	28/41	40	60	66.7
23. Art Tyson	40/22	41	60	68.3
W-7 L-16	695	892	1370	65.1

**24. Robert E Jones**

OPONENT	SCORE	R	SP	%
1. Paul LaCrosse	19/45	21	42	50.0
2. Shannon Foster	11/40	33	54	61.1
3. Dale Lipovsky	24/41	32	56	57.1
4. Tom Westbrook	34/40	30	54	55.6
5. Larry Knop	20/42	40	62	64.5
6. Ron Deckard	40/33	49	66	74.2
7. Jim Walters	31/40	45	64	70.3
8. Walter Ray Williams, Jr.	24/42	31	50	62.0
9. Alan Francis	16/42	36	56	64.3
10. Mandell Proctor	32/42	33	54	61.1
11. Adam Ellis	30/42	28	50	56.0
12. Joe McCrink	14/45	25	46	54.3
13. Tony Hankins	42/24	48	70	68.6
14. Randy Rein	43/25	35	52	67.3
15. Stan Leis	42/16	28	40	70.0
16. Kurt Von Kleis	36/40	46	70	65.7
17. Art Tyson	41/31	54	74	73.0
18. Gary Opper	23/40	35	56	62.5
19. Ricky L Hall	25/40	28	48	58.3
20. Rich Pintor	22/40	27	48	56.3
21. Robert Schaver	28/41	38	68	55.9
22. Matt Guy	20/41	28	54	51.9
23. Andre Leclerc	28/43	31	50	62.0
W-5 L-18	645	801	1284	62.4

**MENS DIVISION A1 2003 WORLD**

1. Ricky L Hall	VA	11.5	3.5	406	600	67.67
2. Art Tyson	NY	11	4	400	600	66.67
3. Rich Pintor	CO	11	4	394	600	65.67
4. Tony Hankins	KY	10.5	4.5	411	600	68.50
5. Andre Leclerc	PQ	10	5	392	600	65.33
6. Gary Opper	ID	9.5	5.5	418	600	69.67
7. David Wilson	NH	8.5	6.5	357	600	59.50
8. Charles Killgore	MO	8	7	354	600	59.00
9. Robert Schaver	IL	7	8	398	600	66.33
10. Steve Kuchcinski	PA	7	8	384	600	64.00
11. Matt Guy	KY	6	9	385	600	64.17
12. Mark Seibold	IN	6	9	382	600	63.67
13. Gary Roberts	OH	5.5	9.5	348	600	58.00
14. Mark Mauthe	WI	4	11	364	600	60.67
15. Mark Baumann	MN	3.5	11.5	347	600	57.83
16. Park Barner	PA	1	14	286	600	47.67




### MENS DIVISION A2 2003 WORLD

1. Darrell Sherrard	IN	13	4	408	680	60
2. Robert Booe	KS	11	5	382	640	59.69
3. Rod Chilcott	PA	11	5	372	640	58.13
4. Bret Vogel	KS	10.5	4.5	367	600	61.17
5. Eric Sandquist	MN	9	6	359	600	59.83
6. Roger Comero	WI	9	6	354	600	59.00
7. Jim Larson	WI	8.5	6.5	362	600	60.33
8. Glenn King	OK	8	7	339	600	56.50
9. Tom Goff	OK	8	7	338	600	56.33
10. Jerry LaBrosse	MN	8	7	330	600	55.00
11. R.Z. Miller	KY	8	7	318	600	53.00
12. Dave Hughes	MN	6	9	337	600	56.17
13. Raymond Bedard	MA	5	10	326	600	54.33
14. Dick Moen	MN	4	11	316	600	52.67
15. Chris Sebastian	PA	3	12	269	600	44.83



### MENS DIVISION B1 2003 WORLD

1. Jim Culver	KY	13	2	333	600	55.5
2. Bert Logsdon	MN	12	3	366	600	61.00
3. Coke Bowker	TX	12	3	365	600	60.83
4. Dave Rose	OH	10.5	4.5	333	600	55.50
5. Ray Volkens	MN	9	6	317	600	52.83
6. Gary Kollmann	ID	8.5	6.5	302	600	50.33
7. Mike Gibbons	MN	8	7	329	600	54.83
8. Ken Jaeger Sr	WI	8	7	306	600	51.00
9. Paul Sanders	OH	8	7	305	600	50.83
10. John Crook	WI	7	8	296	600	49.33
11. Bun Carley	WI	7	8	291	600	48.50
12. Tom Ender	WI	6	9	291	600	48.50
13. Pat Laffoon	IN	5	10	281	600	46.83
14. Sam Boone	CA	4	11	300	600	50.00
15. Larry Wright	IN	2	13	249	600	41.50
16. Jerry Holt	OK	0	15	184	600	30.67




### MENS DIVISION B2 2003 WORLD

1. Roger Carter	WV	12	3	333	600	55.50
2. Doug McConnell	KS	11	4	326	600	54.33
3. Rick Fisch	NJ	10	5	317	600	52.83
4. Ronald R. LeGrand	MO	10	5	308	600	51.33
5. James Carpenter Jr.	WV	9.5	5.5	297	600	49.50
6. Alan Larson	MN	8	7	304	600	50.67
7. Ron Hopman	IL	8	7	295	600	49.17
8. George Patrick	NJ	8	7	289	600	48.17
9. Tim Bayerl	MN	8	7	259	600	43.17
10. Richard Andrysiak	IL	7	8	280	600	46.67
11. Joe Graber	IN	6	9	267	600	44.50
12. John Wagner	PA	6	9	257	600	42.83
13. David Spears	ID	5.5	9.5	272	600	45.33
14. Larry Barber	WI	5	10	282	600	47.00
15. Martin Quillen	MI	4	11	260	600	43.33
16. Lyle Olmstead	AB	2	13	250	600	41.67



### MENS DIVISION C1 2003 WORLD

1. Mark Stevens	WI	11	4	341	600	56.83
2. Roy Buhler	UT	11	4	311	600	51.83
3. Al Huizenga	WI	11	4	261	600	43.50
4. Mike Fishnick	IA	10	5	282	600	47.00
5. Meredith Kahrig	OH	9.5	5.5	264	600	44.00
6. Tom Costa Sr	WI	9.5	5.5	256	600	42.67
7. Brian Fisher	OH	9	6	288	600	48.00
8. Ken Frame	WI	9	6	246	600	41.00
9. Roger Schwebke	IL	8	7	284	600	47.33
10. Dale Bauer	WI	7	8	270	600	45.00
11. Dorsey Rice	IN	7	8	245	600	40.83
12. Bill Koons	IL	6	9	278	600	46.33
13. Pudge Dahl	WI	4	11	239	600	39.83
14. Mose Miller	OH	3	12	243	600	40.50
15. Kelly Neace	IN	3	12	185	600	30.83
16. Lawrence Hinton	MI	2	13	199	600	33.17



### MENS DIVISION C2 2003 WORLD

1. Charlie Elliott	OH	11	4	266	600	44.33
2. Rick Poppe	WI	10	5	278	600	46.33
3. John Setzer	MO	10	5	260	600	43.33
4. Gary Dennis	VT	9	6	260	600	43.33
5. Gene Kuiken	WA	8.5	6.5	242	600	40.33
6. Robert Wyn	MI	8	7	264	600	44.00
7. Milton Renville	SD	8	7	236	600	39.33
8. Archie Sexton	IN	7.5	7.5	272	600	45.33
9. Guy Modde	IL	7.5	7.5	208	600	34.67
10. James Brooks	PA	7	8	266	600	44.33
11. James Hess	FL	7	8	235	600	39.17
12. Jeff Gustafson	WI	7	8	230	600	38.33
13. Alan Mercer	ON	5.5	9.5	245	600	40.83
14. John Willi	NY	5	10	226	600	37.67
15. James G Smith	FL	5	10	210	600	35.00
16. Luke Thompson	IL	4	11	222	600	37.00

### MENS DIVISION D1 2003 WORLD




1. Marcus Thomsen	NE	12	3	328	600	54.67
2. Stuart Sipma	ND	12	3	298	600	49.67
3. Wilfred Korpela	MN	11.5	3.5	305	600	50.83
4. Don Conklin	CO	11.5	3.5	288	600	48.00
5. Shawn Warnemunde	MN	11	4	279	600	46.50
6. George Tanner	MI	8	7	253	600	42.17
7. Dean Schmitz	MI	7.5	7.5	251	600	41.83
8. David Cowan Sr	VA	7.5	7.5	250	600	41.67
9. Joe Mueller	MN	7	8	264	600	44.00
10. Lester Bartels	KS	6.5	8.5	220	600	36.67
11. Vern Kollasch	IA	6	9	266	600	44.33
12. Harvey Strausbaugh	OH	6	9	210	600	35.00
13. James Morris	FL	5.5	9.5	244	600	40.67
14. Melvin Miller	OH	4.5	10.5	216	600	36.00
15. Larry Jorgensen	CO	2	13	185	600	30.83
16. Jim Watson	IN	1.5	13.5	204	600	34.00


### MENS DIVISION D2 2003 WORLD

1. Bob Hunt	CO	10	5	220	600	36.67
2. Mike Granquist	MN	10	5	254	600	42.33
3. Don Branting	NE	10	5	240	600	40.00
4. Fred O'Connor	IL	10	5	239	600	39.83
5. Cliff Presler	MN	9	6	251	600	41.83
6. Jeff Rappley	WI	9	6	247	600	41.17
7. Ken Drury Jr.	ON	9	6	227	600	37.83
8. Homer Page	PA	8	7	243	600	40.50
9. Harvey Schake	NE	8	7	232	600	38.67
10. Norman Lebon	IL	8	7	222	600	37.00
11. Robert D. White	PA	7	8	214	600	35.67
12. Brady Craven	MO	7	8	212	600	35.33
13. Jerry Koons	IL	6	9	190	600	31.67
14. Tom Rowell	WV	5	10	195	600	32.50
15. Arthur Aevermann	AR	3	12	143	600	23.83
16. James Sheehan	MN	1	14	58	200	29.00

### MENS DIVISION E1 2003 WORLD


1. Herschel Walters	IN	12.5	2.5	280	600	46.67
2. Carson Powers	OH	11	4	288	600	48.00
3. Mike Cone	WI	11	4	276	600	46.00
4. Jerry Werk	MN	11	4	248	600	41.33
5. Bob Knudtson	MN	10.5	4.5	249	600	41.50
6. Wayne Waggoner	IN	9	6	247	600	41.17
7. Bob Humphreys	AR	9	6	235	600	39.17
8. Bob Outt	MO	8	7	242	600	40.33
9. Merle Alswager	NE	8	7	231	600	38.50
10. Hiram Chaffin	IL	8	7	217	600	36.17
11. Dale Muehlenbrock	TX	6.5	8.5	200	600	33.33
12. Ken Heinritz	WI	4	11	219	600	36.50
13. Gary Johnson	KY	4	11	169	600	28.17
14. Dennis Simler	IL	3.5	11.5	184	600	30.67
15. Tom Routh	KS	3	12	167	600	27.83
16. George Butler	MI	1	14	148	600	24.67






### MENS DIVISION E2 2003 WORLD

1.	Ray Tawney	GA	12	3	241	600	40.17
2.	Revis McKee	CA	10.5	4.5	235	600	39.17
3.	Dan Cooper	WI	10	5	254	600	42.33
4.	Bill Hurley	IN	9	6	201	600	33.50
5.	Glenn Bogenschneider	WI	8	7	240	600	40.00
6.	Russell Wickline	OH	8	7	239	600	39.83
7.	Gene Comero	MN	8	7	223	600	37.17
8.	Sam Good	IN	8	7	216	600	36.00
9.	Pat Wemhoff	NE	8	7	200	600	33.33
10.	Kerry Morris	WI	7.5	7.5	229	600	38.17
11.	Terry Cuthbertson	KS	7	8	224	600	37.33
12.	Gerald Weikert	WI	7	8	218	600	36.33
13.	Floyd Maxwell	TN	7	8	198	600	33.00
14.	Paul Nyberg	PA	6	9	179	600	29.83
15.	Danny Anthony	TX	3	12	168	600	28.00
16.	Jacob David	MN	1	14	50	200	25.00




### MENS DIVISION F1 2003 WORLD

1.	Ivan Glasscock	IL	12	3	255	600	42.50
2.	Bob Fritz	WI	10.5	4.5	239	600	39.83
3.	Dan Sanders	OH	10	5	246	600	41.00
4.	Gene Mason	WI	9.5	5.5	245	600	40.83
5.	Ray Groskinsky	WI	9.5	5.5	226	600	37.67
6.	Fred Tragesser	IN	9	6	242	600	40.33
7.	Don Matzenbacher	IL	8.5	6.5	216	600	36.00
8.	Robert Wood Sr.	ME	8	7	226	600	37.67
9.	Steve Mielke	WI	8	7	199	600	33.17
10.	Richard Small	IN	8	7	169	600	28.17
11.	Jerry Jessmore	NY	6.5	8.5	191	600	31.83
12.	Butch Kohnen	MN	6	9	218	600	36.33
13.	Carlton Rittweger	IL	5.5	9.5	202	600	33.67
14.	Roger Doering	IL	5.5	9.5	159	600	26.50
15.	Mel Pittman	CA	2	13	183	600	30.50
16.	Bob Gregorich	WI	1.5	13.5	60	200	30.00




### MENS DIVISION F2 2003 WORLD

1.	John Carlin	WI	11	4	257	600	42.83
2.	Bernard Cockroft	WI	10.5	4.5	220	600	36.67
3.	Roger F James Jr	NY	9	6	230	600	38.33
4.	Mike Wood	IL	9	6	221	600	36.83
5.	Kevin A Green	NY	9	6	210	600	35.00
6.	Dave Klipstein	WI	9	6	192	600	32.00
7.	Dale Stephenson	IN	8	7	234	600	39.00
8.	Jim Haley	GA	7.5	7.5	227	600	37.83
9.	Ken Sly	MI	7	8	216	600	36.00
10.	Steve Lowe	OH	7	8	215	600	35.83
11.	Irve Swihart	FL	7	8	186	600	31.00
12.	Bill Marvin	IL	6	9	227	600	37.83
13.	Vine Marks	SD	6	9	195	600	32.50
14.	Bobby Faulkner	ID	6	9	192	600	32.00
15.	Jim Price	ID	5	10	188	600	31.33
16.	Ron Maffet	WI	3	12	170	600	28.33




### MENS DIVISION G1 2003 WORLD

1.	Harold Harget	DE	13	2	263	600	43.83
2.	Ed Waugaman	OH	12	3	241	600	40.17
3.	William Spahn	WI	10	5	222	600	37.00
4.	Mike Deer	OK	10	5	220	600	36.67
5.	Richard Barrett	PA	10	5	195	600	32.50
6.	Mike Worthington	OH	9.5	5.5	196	600	32.67
7.	James Wright	IL	9.5	5.5	186	600	31.00
8.	Jerry Oleskow	WI	9	6	213	600	35.50
9.	Leonard Mullnix	IA	8	7	180	600	30.00
10.	Harvey Kooy	CA	7.5	7.5	182	600	30.33
11.	Stan Dodson	OH	7	8	221	600	36.83
12.	Rich Menton	DE	5	10	171	600	28.50
13.	John Alley	ME	3.5	11.5	138	600	23.00
14.	Richard Blackburn	OH	3	12	169	600	28.17
15.	John Akers	WV	2	13	128	600	21.33
16.	Ron Balsiger	WI	1	14	129	600	21.50



### MENS DIVISION G2 2003 WORLD

1.	Ron Mathieu	MN	11.5	3.5	231	600	38.50
2.	Lee Watkins	IL	11	4	214	600	35.67
3.	Carl Mercer	CA	10.5	4.5	243	600	40.50
4.	David Davis	OK	10	5	235	600	39.17
5.	Mike Kloster	MN	10	5	222	600	37.00
6.	Robert Power	IL	10	5	195	600	32.50
7.	Richard Stormont	AZ	9	6	233	600	38.83
8.	Robert Moulin	FL	8	7	225	600	37.50
9.	Doug Palmer	ID	7.5	7.5	208	600	34.67
10.	Kingston Lindsey	CA	7	8	184	600	30.67
11.	LeRoy Wipperfurth	WI	7	8	131	600	21.83
12.	Pete Heltunen	MN	6	9	186	600	31.00
13.	Ronald Kohn	MI	6	9	177	600	29.50
14.	Randy Luedtke	WI	4.5	10.5	181	600	30.17
15.	Roger Geyer	IN	1	14	82	400	20.50
16.	Ralph Matchko	MI	1	14	93	600	15.50




### MENS DIVISION H1 2003 WORLD

1.	Dave Sheehan	OH	12	4	245	640	38.28
2.	LaVerne Schroeder	IL	11	5	234	640	36.56
3.	Larry Collette	KS	10.5	4.5	232	600	38.67
4.	Donald Rahe	MO	9	6	228	600	38.00
5.	Stan Brown	MD	9	6	223	600	37.17
6.	David Paul	WI	9	6	176	600	29.33
7.	Pete Hovda	MN	8.5	6.5	205	600	34.17
8.	Les Karpel	WI	8	7	219	600	36.50
9.	Robert Kingsolver Sr.	MO	7	8	202	600	17.00
10.	Jim Shilling	IN	6.5	8.5	148	600	24.67
11.	Rowen Swick	WI	6	9	185	600	30.83
12.	Ron Berg	WI	6	9	180	600	30.00
13.	Bruce McLinn	WI	6	9	168	600	28.00
14.	Wayne Saulsbury	DE	5.5	9.5	175	600	29.17
15.	Mike Green	IL	4	11	169	600	28.17
16.	Verlin Chesley	MN	3	12	166	600	27.67




### MENS DIVISION H2 2003 WORLD

1.	Rick Taylor	IN	13	2	266	600	44.33
2.	Glen Foust	WI	12	3	235	600	39.17
3.	Dale Koistinen	CA	12	3	216	600	36.00
4.	Ray Hawkins	OR	11	4	202	600	33.67
5.	Robert Jackson	KS	10	5	236	600	39.33
6.	Terry Sternberg	WI	9	6	238	600	39.67
7.	Larry Huffman	UT	8	7	181	600	30.17
8.	Paris Seibold	IN	7	8	202	600	33.67
9.	Barry Hanson	MN	6.5	8.5	179	600	29.83
10.	Terry Last	NM	6	9	185	600	30.83
11.	Dave Pedersen	MN	6	9	180	600	30.00
12.	Daniel Lessman	IL	5.5	9.5	162	600	27.00
13.	Richard Giese	MN	4.5	10.5	192	600	32.00
14.	Norm Beckius	WI	4.5	10.5	178	600	29.67
15.	Doug Bakum	WI	4	11	76	200	38.00
16.	Dale Estep	PA	1	14	171	600	28.50




### MENS DIVISION I1 2003 WORLD

1.	Larry Strandquist	MN	13	2	234	600	39.00
2.	Stan Bonnes	CO	11	4	221	600	36.83
3.	Clyde Rains	IA	9.5	5.5	213	600	35.50
4.	Dwain Klink	OH	8	7	203	600	33.83
5.	Jim Kramp	IL	8	7	199	600	33.17
6.	Leslie Barkley	MI	8	7	194	600	32.33
7.	Al Busse	IN	8	7	191	600	31.83
8.	Bill Hull	FL	8	7	190	600	31.67
9.	Al Holloway	WI	8	7	183	600	30.50
10.	Bill Moreland	CO	7.5	7.5	223	600	37.17
11.	Michael L. Gillespie	MO	7	8	227	600	37.83
12.	James F Premer	FL	7	8	161	600	26.83
13.	Alan Ayers	AZ	5.5	9.5	167	600	27.83
14.	Kenneth I Jones	FL	5.5	9.5	148	600	24.67
15.	Dave Forseth	WI	5	10	172	600	28.67
16.	Richard Conrad	WI	1	14	84	600	14.00




### MENS DIVISION I2 2003 WORLD

1. Leo Bratland	IL	12	3	198	600	33.00
2. Stanley Barney	MN	11	4	238	600	39.67
3. Henry J Grulkowski	NY	10	5	196	600	32.67
4. Galen Kozel	WI	9	6	195	600	32.50
5. Leo Richter	WI	9	6	184	600	30.67
6. Howard Reed	KS	8.5	6.5	209	600	34.83
7. Harry Ellout	MI	8	7	204	600	34.00
8. Ralph Marthaler	WI	8	7	183	600	30.50
9. Steve Frost	ME	8	7	181	600	30.17
10. Bill Ringenberg	MN	7	8	183	600	30.50
11. Donald Wagner	WI	7	8	129	466	27.68
12. Steve Lilly	MN	7	8	165	600	27.50
13. Chris Dahl	WI	6.5	8.5	148	600	24.67
14. Terry Kress	PA	4	11	134	600	22.33
15. Pete Pintor	CO	3	12	143	600	23.83
16. Dick Hansen	WI	2	13	143	600	23.83



### MENS DIVISION J1 2003 WORLD

1. Tim Ahles	MN	12	4	182	640	28.44
2. Bill Trader	ND	11	5	231	640	36.09
3. Marv Bennett	WI	10	5	194	600	32.33
4. Ken Cull	WI	9	6	215	600	35.83
5. Gary Rackow	WI	9	6	208	600	34.67
6. Frank Quillen	MI	9	6	183	600	30.50
7. Gary Schwabe	IL	8.5	6.5	177	600	29.50
8. Patrick R Kanaly	FL	8	7	156	600	26.00
9. Roger Beffa	WI	7.5	7.5	197	600	32.83
10. David Hansen	WI	7.5	7.5	194	600	32.33
11. Russ Heinritz	WI	7.5	7.5	182	600	30.33
12. Steve Kulow	WI	7	8	188	600	31.33
13. Richard A. Johnson	TX	5.5	9.5	156	600	26.00
14. Todd Bettermann	MN	5	10	147	600	24.50
15. Robert Dunsmore	PA	2.5	12.5	149	600	24.83
16. Harvey Thompson	IN	2	13	63	240	26.25



### MENS DIVISION J2 2003 WORLD

1. Dennis Ambuehl	WI	11	2	193	520	37.12
2. Pete Kumlien	WI	10.5	2.5	177	520	34.04
3. Dave Amorose	IL	9	4	189	520	36.35
4. Jeff Prater	OH	8.5	4.5	178	520	34.23
5. Casey Sluys	CA	8	5	159	520	30.58
6. Kevin Smith	MI	7.5	5.5	160	480	33.33
7. David Haugen	MN	7	6	155	520	29.81
8. Jerold L Thomas	NY	6	7	184	520	35.38
9. Ron O'Haver	IN	5.5	7.5	129	520	24.81
10. Ruben Martinez	SD	5	8	123	520	23.65
11. Karl Hix	VA	4	9	146	520	28.08
12. Ken Howe	MN	3	10	150	520	28.85
13. Russ Burns	WI	3	10	114	520	21.92
14. Bobby Newman	AL	3	10	112	520	21.54



### MENS DIVISION K1 2003 WORLD

1. Scott Slaby	PA	12.5	2.5	238	600	39.67
2. Delbert Karsjens	MN	11.5	3.5	202	600	33.67
3. Albert Ransley	MI	11	4	219	600	36.50
4. Stan Miller	OH	11	4	193	600	32.17
5. Paul Dinsmore	MD	10	5	219	600	36.50
6. Dave Zuchowski	OH	10	5	208	600	34.67
7. Doug Kurt	ON	9.5	5.5	187	600	31.17
8. Willard Williams	TN	7	8	182	600	30.33
9. John Mills	WI	7	8	181	600	30.17
10. Jack Gerrard	IL	7	8	176	600	29.33
11. Ed Wheeler	WI	6.5	8.5	149	600	24.83
12. Ken Amble	WI	6	9	190	600	31.67
13. DeWayne Hazen	WI	5	10	140	600	23.33
14. Richard Wisniewski	IL	4	11	101	400	25.25
15. Ron Kindrick	AL	2	13	134	600	22.33






### MENS DIVISION K2 2003 WORLD

1.	George Eckstrom	WI	13	2	209	600	34.83
2.	Roland Vandersys	MI	12	3	206	600	34.33
3.	James M. David	MN	12	3	173	600	28.83
4.	Tom Rosenthal	WI	11.5	3.5	189	600	31.50
5.	John McTigue	IL	11	4	177	600	29.50
6.	James Hagerott	ND	9	6	178	600	29.67
7.	Dietrich Peterson	MN	8	7	186	600	31.00
8.	George Preis	WY	8	7	177	600	29.50
9.	Dave Shreve	IL	7.5	7.5	146	600	24.33
10.	Larry Hoyt	ND	7	8	172	600	28.67
11.	Dean Foster	IL	6	9	132	600	22.00
12.	John Dolezel	WI	5	10	137	600	22.83
13.	Howard Lane	MO	5	10	124	600	20.67
14.	Bob Steele	PA	4	11	114	600	19.00
15.	Marvin Decker	IL	1	14	77	600	12.83




### MENS DIVISION L1 2003 WORLD

1.	Lance Albrecht	MN	14	1	222	600	37.00
2.	Ron Welsh	NE	11	4	223	600	37.17
3.	Bruce Stutz	OH	11	4	191	600	31.83
4.	Ken Davison	WI	10	5	186	600	31.00
5.	LaMoyne Helgeson	SD	8.5	6.5	175	600	29.17
6.	Danny Williams	MO	8.5	6.5	170	600	28.33
7.	Ron Highley	MO	8	7	195	600	32.50
8.	Myron Wait	MN	7	8	150	600	25.00
9.	Wally Ellen	IL	6.5	8.5	156	600	26.00
10.	Jim Rebrovich	MN	6.5	8.5	147	600	24.50
11.	Howard Kuehn	GA	6	9	147	600	24.50
12.	John Wemhoff	NE	6	9	146	600	24.33
13.	Kurt Whaley	SD	6	9	130	600	21.67
14.	Bill Belt	MO	5.5	9.5	172	600	28.67
15.	Jerald P Hagen	ND	5.5	9.5	162	600	27.00




### MENS DIVISION L2 2003 WORLD

1.	Gerald L. Nelson	MN	11.5	3.5	191	600	31.83
2.	Larry Fettes	IL	11	4	203	600	33.83
3.	Ron Thompson	KS	11	4	190	600	31.67
4.	Marvin Dirks	IA	11	4	175	600	29.17
5.	Ray Mallo	WI	10	5	157	600	26.17
6.	Dave Aho	WI	8	7	209	600	34.83
7.	Edward Hack	WI	8	7	191	600	31.83
8.	Kevin Wilke	IL	8	7	169	600	28.17
9.	Mick Scheerer	OH	8	7	145	600	24.17
10.	Norman Greenwaldt	MN	7.5	7.5	133	600	22.17
11.	Gaston Dallaire	ON	7	8	188	600	31.33
12.	Tom Strandquist	MN	7	8	157	600	26.17
13.	Richard Schmidt	MO	3	12	120	600	20.00
14.	Danny Markley	MI	3	12	112	600	18.67
15.	Lyle Dorler	NY	3	12	105	600	17.50
16.	John Ridgely	IA	3	12	99	600	16.50




### MENS DIVISION M1 2003 WORLD

1.	Mark Hylton	IL	15	0	256	600	42.67
2.	Bill Robertson	MN	12	3	222	600	37.00
3.	Robert Stewart	MN	11	4	178	600	29.67
4.	Eldon Fritz	MN	9.5	5.5	199	600	33.17
5.	Mike Rousseau	WI	9	6	139	600	23.17
6.	John Fishel	IL	8	7	156	600	26.00
7.	Terry Halvorsen	PA	8	7	153	600	25.50
8.	Dave Volz	WI	7	8	174	600	29.00
9.	Dick Hall	MN	7	8	151	600	25.17
10.	Jim O'Loughlin	WI	7	8	141	600	23.50
11.	Dennis Capener	WI	5.5	9.5	150	600	25.00
12.	Terry Gleason	MN	5	10	155	600	25.83
13.	Duane Grossen	WI	5	10	126	600	21.00
14.	Gene Pettit	OH	4	11	151	600	25.17
15.	Richard Nygaard	UT	4	11	118	600	19.67
16.	Bob Anderson	WI	3	12	80	400	20.00




**MENS DIVISION M2 2003 WORLD**

1.	James Gaspers	IL	12	3	218	600	36.33
2.	Tracy Seppelt	MN	11	4	189	600	31.50
3.	Mark Gilbertson	ND	10.5	4.5	185	560	33.04
4.	Jerry Zastrow	MN	10	5	176	600	29.33
5.	Lyle Congdon	MI	10	5	162	600	27.00
6.	Richard Thompson	GA	8.5	6.5	167	600	27.83
7.	Mike George	VT	8	7	135	600	22.50
8.	Robert Kelzach	NY	8	7	129	600	21.50
9.	Don Born	OH	7	8	150	600	25.00
10.	Miles Noel	VA	6.5	8.5	161	600	26.83
11.	Berditte Finton	SD	6	9	154	600	25.67
12.	Jack Alexander	MI	6	9	146	600	24.33
13.	Tom Dudenhoeffler	WI	6	9	124	600	20.67
14.	Hans Rasmussen	WA	5.5	9.5	125	600	20.83
15.	Tom Keppel	MN	5	10	130	600	21.67




**MENS DIVISION N1 2003 WORLD**

1.	Jim Heim	WI	14	3	227	680	33.38
2.	Eric Johnson	MN	12	4	206	640	32.19
3.	Jim Ganther	WI	12	4	197	640	30.78
4.	Fred Rich	FL	11	4	179	600	29.83
5.	Tom McPherson	PA	9	6	174	600	29.00
6.	Pete Gorski	IL	9	6	172	600	28.67
7.	Thomas Carter	GA	9	6	143	600	23.83
8.	John Garcia	CA	8	7	162	600	27.00
9.	Odis Ramsey	MI	7	8	153	600	25.50
10.	Scott Kater	WI	7	8	139	600	23.17
11.	Richard Anderson	GA	7	8	117	600	19.50
12.	Gerald Way	NY	6.5	8.5	125	600	20.83
13.	Jim Beyer	MN	6.5	8.5	118	600	19.67
14.	David Redhage	MO	2	13	124	600	20.67
15.	Roger Stumpf	MN	2	13	82	600	13.67
16.	Floyd Tennill	IL	0	15	36	320	11.25




**MENS DIVISION N2 2003 WORLD**

1.	Randy G. Juell	MN	14	2	225	640	35.16
2.	Donald Harmon	SD	13	3	208	640	32.50
3.	Roy Evans	MO	12	3	209	600	34.83
4.	Irvin Fraley	OH	12	3	201	600	33.50
5.	Michael Littell	MN	10	5	173	600	28.83
6.	John Petraitis	CO	9	6	166	600	27.67
7.	Carl Schliem	WI	7.5	7.5	181	600	30.17
8.	Jim Bainter	MO	7	8	150	600	25.00
9.	Bernie Human	WI	7	8	133	600	22.17
10.	Bob Cutright Sr.	MO	7	8	125	600	20.83
11.	Lee McCumsey	IL	6.5	8.5	133	600	22.17
12.	Butch Booker	MN	5	10	114	600	19.00
13.	Boyd Stonerock	MI	4	11	113	600	18.83
14.	Richard Norris	PA	3	12	105	600	17.50
15.	Gerry Schmidt	MN	2	13	137	600	22.83
16.	Rodney Keller	PA	2	13	115	600	19.17




**MENS DIVISION O1 2003 WORLD**

1.	Jim Clausen	TX	13	2	217	600	36.17
2.	Chuck Warner	OH	11	4	169	600	28.17
3.	Rich Contreras	IL	10.5	4.5	189	600	31.50
4.	Donald Fleissner	KY	10	5	158	600	26.33
5.	Robert Schlieve	MT	10	5	144	600	24.00
6.	George Ide	MN	9.5	5.5	167	600	27.83
7.	Shirley L Ingles	FL	9	6	149	600	24.83
8.	Art Collien	WI	8	7	169	600	28.17
9.	Terry Hlavac	IL	8	7	136	600	22.67
10.	Pete Couture	ON	6.5	8.5	154	600	25.67
11.	Gregory Betz	OH	6.5	8.5	126	600	21.00
12.	Gary Boots	MN	6	9	153	600	25.50
13.	Jim Eldred	PA	6	9	113	600	18.83
14.	LaVere Roesslein	IL	3	12	126	600	21.00
15.	Greg Stumpf	MN	3	12	111	600	18.50




### MENS DIVISION O2 2003 WORLD

1. Boyd Hageman	NE	13	3	207	640	32.34
2. Daniel Belden	MN	13	4	200	680	29.41
3. Richard David	MN	12	4	154	640	24.06
4. Kermit Greer	MD	11	4	201	600	33.50
5. Ron Mead	MN	10.5	4.5	139	600	23.17
6. Harold Bischel	MN	9.5	5.5	149	600	24.83
7. Jeff Huth	IN	9	6	166	600	27.67
8. Fred Morel	IL	8.5	6.5	153	600	25.50
9. Roger Higgins	MI	7.5	7.5	135	600	22.50
10. Tom Heath	IL	7	8	124	600	20.67
11. Tom Dunham	SD	6	9	127	600	21.17
12. Ben LaCoursiere	MN	6	9	121	600	20.17
13. Larry Munhofen	NE	4	11	110	600	18.33
14. Cleo Johnson	MN	3	12	115	600	19.17
15. Henry Brown	MN	2	13	110	600	18.33



### MENS DIVISION P1 2003 WORLD

1. Charles Bishop	KS	12	2	138	560	24.64
2. Paul Lemish	IN	11	3	133	560	23.75
3. Gene Booker	MN	9	4	128	520	24.62
4. Cole Taylor	IN	9	4	118	520	22.69
5. Larry Danielson	WI	8	5	121	520	23.27
6. Walter Virkler Jr	NY	8	5	101	520	19.42
7. Ron Stevens	WI	7.5	5.5	129	520	24.81
8. Ron Good	IN	6.5	6.5	109	520	20.96
9. George Parsons	MI	5	8	126	520	24.23
10. Gary Simac	WI	5	8	111	520	21.35
11. Gene Alderman	MI	5	8	103	520	19.81
12. Bill Kiser	FL	4	9	81	520	15.58
13. John DeVault	IL	2	11	70	520	13.46
14. Ernie Ammann	IL	0	13	0	40	0




### MENS DIVISION P2 2003 WORLD

1. Tony Elder	IL	11.5	3.5	154	600	25.67
2. James S. Kinney Jr.	MO	11	4	177	600	29.50
3. Ryan Anderson	WI	11	4	176	600	29.33
4. Larry Holmes	NE	9	6	143	600	23.83
5. Bob Stanford	MN	9	6	135	600	22.50
6. Ted King	MS	8	7	154	600	25.67
7. Ed Bonebright	WI	8	7	131	600	21.83
8. William Nelson	MN	8	7	103	600	17.17
9. Cory Spencer	PA	7.5	7.5	100	600	16.67
10. Alan Knippen	SD	7	8	143	600	23.83
11. Ron Zepplin	WI	7	8	132	600	22.00
12. Ward Lutz	MN	7	8	124	600	20.67
13. Mike Lund	ND	6	9	120	600	20.00
14. Stan Fredrickson	WI	6	9	107	600	17.83
15. Cliff Blevins	MO	4	11	99	600	16.50




### MENS DIVISION Q1 2003 WORLD

1. Rande Atterbury	MN	11.5	3.5	151	600	25.17
2. Jim Quist	WA	11	4	124	600	20.67
3. Larry Brabec	MN	11	4	123	600	20.50
4. Mike McLain	IN	10.5	4.5	120	600	20.00
5. Dan Custard	NE	10	5	143	600	23.83
6. Alan Bettermann	MN	9	6	137	600	22.83
7. William E. Weaver	IA	8	7	144	600	24.00
8. Tom Steinke	WI	8	7	124	600	20.67
9. Kevin Brekke	WI	8	7	116	600	19.33
10. Mike Steinke	WI	7.5	7.5	111	600	18.50
11. Gary Hyatt	WI	7	8	116	600	19.33
12. Clement Michaud	IL	6	9	97	600	16.17
13. Michael Ardelean	MI	5.5	9.5	86	600	14.33
14. Merle Vogus	FL	5	10	72	600	12.00
15. Dennis Coniglio	NY	1	14	75	600	12.50
16. George Herrmann	IL	1	14	25	600	4.17



### MENS DIVISION Q2 2003 WORLD

1. Buddy Ayer	GA	13.5	1.5	135	600	22.50
2. Tim Bergquist	ND	13	2	138	600	23.00
3. Leon Erickson	MN	11	4	132	600	22.00
4. Bob Lockhart	WI	10	5	146	600	24.33
5. Kelly Dahl	MN	10	5	134	600	22.33
6. John Brophy	WI	9.5	5.5	134	600	22.33
7. Johnny Smith	AR	8.5	6.5	132	600	22.00
8. Jesse Rodriguez	IL	8.5	6.5	120	600	20.00
9. Ron Fritz	IL	7.5	7.5	101	600	16.83
10. Tom Baudendistel	OH	6	9	130	600	21.67
11. Homer Cain	OK	6	9	129	600	21.50
12. Gary Crogg	NE	5	10	95	600	15.83
13. Jim Holland	MN	4.5	10.5	101	600	16.83
14. Archie Hubl	NE	4	11	103	600	17.17
15. Allan Hooker	ON	3	12	100	600	16.67




### MENS DIVISION R1 2003 WORLD

1. Bud Murphy	NJ	13	0	149	520	28.65
2. Ray Radley	IL	10	3	134	520	25.77
3. Dan Girtz	MN	10	3	124	520	23.85
4. Guy Fleming	WI	9	4	140	520	26.92
5. Tim Fisher	IL	9	4	117	520	22.50
6. Elden Vannoy Jr	VA	8	5	107	520	20.58
7. Clyde Cade	OH	7	6	111	520	21.35
8. Roy Franke	IL	7	6	106	520	20.38
9. James Chandler	PA	6	7	120	520	23.08
10. Tom Corredato	IL	4	9	80	520	15.38
11. Bob Kallstrom	WI	4	9	75	520	14.42
12. Loyd Skarda	WI	3	10	66	520	12.69
13. Don Wozniak	WI	1	12	62	520	11.92
14. Loren Smith	OH	0	13	63	520	12.12



### MENS DIVISION R2 2003 WORLD


1. Alan Jones	IL	13	2	126	600	21.00
2. Jim Emery	WI	12.5	2.5	137	600	22.83
3. Rich Jensen	CO	12	3	140	600	23.33
4. Marty Grimley	MN	12	3	138	600	23.00
5. Bob Wegman	IL	9	6	134	600	22.33
6. Gil Ziegler	ND	9	6	123	600	20.50
7. Daniel Schardin	MN	7.5	7.5	81	600	13.50
8. Mark Nord	WI	7	8	98	600	16.33
9. A.J. Jim Jr. Mortinger	KS	6.5	8.5	102	600	17.00
10. John Press	IL	6	9	119	600	19.83
11. Robert Jodrey	OH	6	9	118	600	19.67
12. Bill Deem	MN	6	9	105	600	17.50
13. Eldy Gall	IN	6	9	101	600	16.83
14. Thomas Hix	VA	3.5	11.5	71	600	11.83
15. Ernest Ellermann Jr.	MO	3	12	84	600	14.00
16. Jim Uhlenhake	WI	1	14	65	600	10.83



### MENS DIVISION S1 2003 WORLD

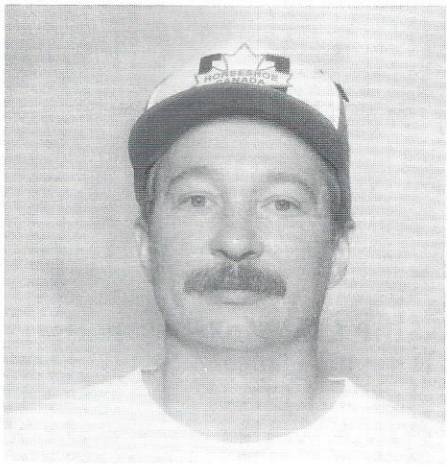
1. Arlen Lee	SD	13.5	1.5	172	600	28.67
2. Glen Berglund	MN	13	2	142	600	23.67
3. Ed Donahue	NY	12.5	2.5	100	600	16.67
4. David Belle	MA	11	4	135	600	22.50
5. Ken Hopp	IL	11	4	112	600	18.67
6. Bobby Dressler	OH	10	5	120	600	20.00
7. Ted Couch	OH	10	5	105	600	17.50
8. Jerry Marshik	MN	8	7	61	600	10.17
9. Randy Walsh	SD	7	8	102	600	17.00
10. Randy Naef	WI	7	8	101	600	16.83
11. Darrel Koistinen	WA	5.5	9.5	73	600	12.17
12. Randy Heath	IL	4.5	10.5	114	600	19.00
13. Gene Gross	MN	3	12	103	600	17.17
14. Roger Caturia	WI	2	12	71	400	17.75
15. Roy Albrecht	MN	1	14	28	600	4.67

**MENS DIVISION S2 2003 WORLD**




1.	David R Garen	FL	12.5	2.5	103	600	17.17
2.	Phil Haas	WI	12	3	102	600	17.00
3.	Dean E Baxter	FL	9.5	5.5	102	600	17.00
4.	Dale McGowan	WI	9	6	100	600	16.67
5.	Tim Hebert	MN	9	6	66	600	11.00
6.	John Trollope	KS	8.5	6.5	103	600	17.17
7.	Wayne Goers	IL	8.5	6.5	93	600	15.50
8.	Jeff Freede	OH	8.5	6.5	90	600	15.00
9.	Steve Bruemmer	MO	8	7	104	600	17.33
10.	Mark Stevens	AL	7	8	73	600	12.17
11.	Wayne Franzen	WI	6.5	8.5	80	600	13.33
12.	Daryl Snyder	ND	6	9	70	600	11.67
13.	Tim Reinke	MN	5	10	80	600	13.33
14.	Gary Grunig	MN	5	10	76	600	12.67
15.	Tim Keppel	MN	4	11	62	600	10.33
16.	Brad Bennett	ND	1	14	10	280	3.57

**MENS DIVISION T1 2003 WORLD**




1.	James Perry	NY	12	3	92	600	15.33
2.	Larry Murdzia	MI	11.5	3.5	79	600	13.17
3.	Ken Eberspacher	MN	11	4	126	600	21.00
4.	Daren Chambers	MN	11	4	104	600	17.33
5.	Randy Jorgenson	ND	10	5	106	600	17.67
6.	Gary W. Donarski	MN	9	6	62	600	10.33
7.	Rodney Erickson	MN	8.5	6.5	79	600	13.17
8.	Keith Burger	IN	8.5	6.5	63	600	10.50
9.	Don Peroutka	WI	7	8	84	600	14.00
10.	Rod Ganther	WI	7	8	75	600	12.50
11.	Dennis Brown	MN	6.5	8.5	49	600	8.17
12.	Rick Thoma	WI	6	9	59	600	9.83
13.	Ernie Rakstad	IL	4.5	10.5	54	600	9.00
14.	David Loop	MI	4	11	36	600	6.00
15.	Curt Novinski	WI	2.5	12.5	41	600	6.83
16.	Larry Long	IL	1	14	31	600	5.17

**MENS DIVISION T2 2003 WORLD**




1.	Mike Karow	MN	13.5	1.5	106	600	17.67
2.	Terry Mackner	ND	13	2	110	600	18.33
3.	Lew Carpenter	SD	11.5	3.5	64	600	10.67
4.	Ora Payne	OH	9.5	5.5	52	600	8.67
5.	Elmer Steiner	ND	9	6	73	600	12.17
6.	Greg Sallila	MN	8	7	76	600	12.67
7.	Chad Donarski	MN	8	7	66	600	11.00
8.	Ron Truman	WI	8	7	46	600	7.67
9.	Ron Sprouse	OH	7	8	28	600	4.67
10.	Bo Cobb	ME	6.5	8.5	69	600	11.50
11.	Jim Barr	WI	6.5	8.5	61	600	10.17
12.	Lyle Halliday	MN	6	9	61	600	10.17
13.	Mike Jr. Fishnick	IA	6	9	46	600	7.67
14.	John Carlton	IL	3	12	31	600	5.17
15.	Ken Erb	IL	3	12	28	600	4.67
16.	Jon Husted	ND	1.5	13.5	22	320	6.88

**MENS DIVISION U1 2003 WORLD**



1.	Don Smith	IA	12	2	81	560	14.46
2.	Randy Ganther	WI	10	4	51	560	9.11
3.	Otto Blackburn	OH	8.5	5.5	51	560	9.11
4.	Jay Ganther	WI	7.5	6.5	49	560	8.75
5.	Michael Sperk	IL	5	9	30	560	5.36
6.	Melvin Donar	WI	4.5	9.5	38	560	6.79
7.	Mike Holley	AB	4.5	9.5	33	560	5.89
8.	Vernon Hanson	ND	4	10	19	560	3.39

# SENIOR MENS DIVISION CHAMPIONSHIP CLASS



## SENIOR MENS DIVISION - CHAMPIONSHIP CLASS 2003 WORLD

1. Robert G Hayes	NY	72.32	11	0	405	566	71.55
2. John Mathys	PA	71.20	8	3	421	618	68.12
3. Paul Stewart	NC	71.70	7	4	343	532	64.47
4. Robert Garber Jr.	OH	64.11	7	4	379	602	62.96
5. Bob Lautenschleger	OH	63.50	6	5	381	628	60.67
6. Gerald Stangland	MN	68.84	6	5	343	576	59.55
7. William Ungetheim	IN	67.35	5	6	339	578	58.65
8. Jim Aleckson	MN	58.33	5	6	357	626	57.03
9. Virgil Rife	OH	65.20	4	7	384	606	63.37
10. Clair Bruce	PA	56.00	3	8	246	468	52.56
11. Buck Prewette	NC	58.00	2	9	333	630	52.86
12. Russ Phillips	WA	66.00	2	9	271	526	51.52

## SENIOR MENS DIVISION - CHAMPIONSHIP CLASS 2003 WORLD

### 1. Robert G Hayes

OPPONENT	SCORE	R	SP	%
1. Clair Bruce	43/6	25	28	89.3
2. Buck Prewette	42/28	31	50	62.0
3. Jim Aleckson	40/25	37	52	71.2
4. Bob Lautenschleger	43/23	39	52	75.0
5. Robert Garber Jr.	42/31	36	50	72.0
6. Virgil Rife	40/30	37	60	61.7
7. Russ Phillips	42/21	30	42	71.4
8. William Ungetheim	42/29	36	54	66.7
9. Gerald Stangland	42/29	32	48	66.7
10. John Mathys	40/28	55	72	76.4
11. Paul Stewart	41/13	47	58	81.0
W-11 L-0	457	405	566	71.6

### 2. John Mathys

OPPONENT	SCORE	R	SP	%
1. Jim Aleckson	40/26	38	54	70.4
2. Bob Lautenschleger	42/27	38	56	67.9
3. Robert Garber Jr.	41/35	64	84	76.2
4. Virgil Rife	41/30	40	60	66.7
5. Clair Bruce	41/22	31	44	70.5
6. Buck Prewette	44/29	43	62	69.4
7. William Ungetheim	18/41	30	50	60.0
8. Gerald Stangland	42/29	32	48	66.7
9. Paul Stewart	27/42	33	54	61.1
10. Robert G Hayes	28/40	49	72	68.1
11. Russ Phillips	40/8	23	34	67.6
W-8 L-3	404	421	618	68.1

**3. Paul Stewart**

OPPONENT	SCORE	R	SP	%
1. Buck Prewette	42/12	29	38	76.3
2. Jim Aleckson	40/34	34	58	58.6
3. Bob Lautenschleger	18/40	19	40	47.5
4. Robert Garber Jr.	42/22	33	54	61.1
5. Virgil Rife	45/23	42	60	70.0
6. Clair Bruce	40/0	19	20	95.0
7. Gerald Stangland	30/42	39	64	60.9
8. Russ Phillips	27/44	22	44	50.0
9. John Mathys	42/27	38	54	70.4
10. William Ungetheim	42/12	29	42	69.0
11. Robert G Hayes	13/41	39	58	67.2
W-7 L-4	381	343	532	64.5

**5. Bob Lautenschleger**

OPPONENT	SCORE	R	SP	%
1. Gerald Stangland	25/41	35	62	56.5
2. John Mathys	27/42	33	56	58.9
3. Paul Stewart	40/18	25	40	62.5
4. Robert G Hayes	23/43	33	52	63.5
5. Russ Phillips	42/15	33	50	66.0
6. William Ungetheim	40/38	41	70	58.6
7. Buck Prewette	44/35	37	68	54.4
8. Jim Aleckson	42/33	47	66	71.2
9. Robert Garber Jr.	31/40	36	64	56.3
10. Virgil Rife	27/40	34	60	56.7
11. Clair Bruce	44/16	27	40	67.5
W-6 L-5	385	381	628	60.7

**7. William Ungetheim**

OPPONENT	SCORE	R	SP	%
1. Robert Garber Jr.	11/42	13	34	38.2
2. Virgil Rife	41/26	40	56	71.4
3. Clair Bruce	40/17	39	60	65.0
4. Buck Prewette	41/24	32	50	64.0
5. Jim Aleckson	42/30	24	50	48.0
6. Bob Lautenschleger	38/40	39	70	55.7
7. John Mathys	41/18	38	50	76.0
8. Robert G Hayes	29/42	31	54	57.4
9. Russ Phillips	38/41	34	62	54.8
10. Paul Stewart	12/42	19	42	45.2
11. Gerald Stangland	28/40	30	50	60.0
W-5 L-6	361	339	578	58.7

**9. Virgil Rife**

OPPONENT	SCORE	R	SP	%
1. Russ Phillips	40/22	31	44	70.5
2. William Ungetheim	26/41	36	56	64.3
3. Gerald Stangland	41/13	35	46	76.1
4. John Mathys	30/41	38	60	63.3
5. Paul Stewart	23/45	35	60	58.3
6. Robert G Hayes	30/40	35	60	58.3
7. Clair Bruce	42/7	32	42	76.2
8. Buck Prewette	31/41	42	70	60.0
9. Jim Aleckson	32/40	38	68	55.9
10. Bob Lautenschleger	40/27	39	60	65.0
11. Robert Garber Jr.	15/42	23	40	57.5
W-4 L-7	350	384	606	63.4

**4. Robert Garber Jr.**

OPPONENT	SCORE	R	SP	%
1. William Ungetheim	42/11	23	34	67.6
2. Gerald Stangland	40/33	38	58	65.5
3. John Mathys	35/41	62	84	73.8
4. Paul Stewart	22/42	26	54	48.1
5. Robert G Hayes	31/42	32	50	64.0
6. Russ Phillips	41/22	28	52	53.8
7. Jim Aleckson	42/23	34	48	70.8
8. Clair Bruce	36/41	22	44	50.0
9. Bob Lautenschleger	40/31	38	64	59.4
10. Buck Prewette	42/31	45	74	60.8
11. Virgil Rife	42/15	31	40	77.5
W-7 L-4	413	379	602	63.0

**6. Gerald Stangland**

OPPONENT	SCORE	R	SP	%
1. Bob Lautenschleger	41/25	41	62	66.1
2. Robert Garber Jr.	33/40	36	58	62.1
3. Virgil Rife	13/41	25	46	54.3
4. Clair Bruce	42/26	25	38	65.8
5. Buck Prewette	40/33	27	56	48.2
6. Jim Aleckson	33/40	25	56	44.6
7. Paul Stewart	42/30	44	64	68.8
8. John Mathys	29/42	27	48	56.3
9. Robert G Hayes	29/42	28	48	58.3
10. Russ Phillips	42/22	30	50	60.0
11. William Ungetheim	40/28	35	50	70.0
W-6 L-5	384	343	576	59.5

**8. Jim Aleckson**

OPPONENT	SCORE	R	SP	%
1. John Mathys	26/40	33	54	61.1
2. Paul Stewart	34/40	33	58	56.9
3. Robert G Hayes	25/40	32	52	61.5
4. Russ Phillips	42/20	38	54	70.4
5. William Ungetheim	30/42	19	50	38.0
6. Gerald Stangland	40/33	28	56	50.0
7. Robert Garber Jr.	23/42	27	48	56.3
8. Bob Lautenschleger	33/42	44	66	66.7
9. Virgil Rife	40/32	41	68	60.3
10. Clair Bruce	41/37	35	66	53.0
11. Buck Prewette	44/37	27	54	50.0
W-5 L-6	378	357	626	57.0

**10. Clair Bruce**


OPPONENT	SCORE	R	SP	%
1. Robert G Hayes	6/43	13	28	46.4
2. Russ Phillips	44/13	26	36	72.2
3. William Ungetheim	17/40	32	60	53.3
4. Gerald Stangland	26/42	19	38	50.0
5. John Mathys	22/41	24	44	54.5
6. Paul Stewart	0/40	6	20	30.0
7. Virgil Rife	7/42	22	42	52.4
8. Robert Garber Jr.	41/36	24	44	54.5
9. Buck Prewette	42/30	26	50	52.0
10. Jim Aleckson	37/41	35	66	53.0
11. Bob Lautenschleger	16/44	19	40	47.5
W-3 L-8	258	246	468	52.6

### 11. Buck Prewette

OPPONENT	SCORE	R	SP	%
1. Paul Stewart	12/42	19	38	50.0
2. Robert G Hayes	28/42	27	50	54.0
3. Russ Phillips	42/21	31	58	53.4
4. William Ungetheim	24/41	27	50	54.0
5. Gerald Stangland	33/40	25	56	44.6
6. John Mathys	29/44	36	62	58.1
7. Bob Lautenschleger	35/44	35	68	51.5
8. Virgil Rife	41/31	45	70	64.3
9. Clair Bruce	30/42	25	50	50.0
10. Robert Garber Jr.	31/42	41	74	55.4
11. Jim Aleckson	37/44	22	54	40.7
W-2 L-9	342	333	630	52.9

### 12. Russ Phillips

OPPONENT	SCORE	R	SP	%
1. Virgil Rife	22/40	25	44	56.8
2. Clair Bruce	13/44	16	36	44.4
3. Buck Prewette	21/42	27	58	46.6
4. Jim Aleckson	20/42	30	54	55.6
5. Bob Lautenschleger	15/42	26	50	52.0
6. Robert Garber Jr.	22/41	23	52	44.2
7. Robert G Hayes	21/42	23	42	54.8
8. Paul Stewart	44/27	28	44	63.6
9. William Ungetheim	41/38	36	62	58.1
10. Gerald Stangland	22/42	24	50	48.0
11. John Mathys	8/40	13	34	38.2
W-2 L-9	249	271	526	51.5




### SENIOR MENS DIVISION A 2003 WORLD

1. Bob Lautenschleger	OH	14	1	381	600	63.50
2. Ken Schaver	IL	11	4	308	600	51.33
3. Clair Bruce	PA	10	5	336	600	56.00
4. Ron Hassler	MO	10	5	318	600	53.00
5. Bill Larson	MN	9	6	330	600	55.00
6. Wayne Totten	WI	8.5	6.5	319	600	53.17
7. Ronald Craigmile	MN	8	7	281	600	46.83
8. Mick Gillette	MO	7.5	7.5	301	600	50.17
9. Dick Dvorak	MN	7	8	294	600	49.00
10. Glen E Hoppes	FL	7	8	284	600	47.33
11. Billy Cook	NC	6.5	8.5	275	600	45.83
12. Ken Pogue	MO	6	9	296	600	49.33
13. Wayne P. Barber	MO	6	9	277	600	46.17
14. Levi Miller Jr	OH	6	9	274	600	45.67
15. Robert Wells	MI	2.5	12.5	289	600	48.17
16. Woody Melick	OH	1	14	237	600	39.50



### SENIOR MENS DIVISION B 2003 WORLD


1. Jim Aleckson	MN	14	1	350	600	58.33
2. Buck Prewette	NC	11.5	3.5	348	600	58.00
3. Elwyn Cooper	MO	10	5	313	600	52.17
4. Dave Schorbahn	WI	10	5	300	600	50.00
5. John Knapp Sr.	OH	8.5	6.5	316	600	52.67
6. C. Leo Buell	IA	8	7	304	600	50.67
7. David N Scott	NY	8	7	280	600	46.67
8. Don Schneck	CO	8	7	271	600	45.17
9. Charles Wells	MN	7.5	7.5	282	600	47.00
10. Harry Nelson	WI	7.5	7.5	241	600	40.17
11. James Campbell	MI	7	8	285	600	47.50
12. Stan Loy	IN	6	9	291	600	48.50
13. Charles Laramie	MI	6	9	286	600	47.67
14. Roy Flatt	MO	5	10	277	600	46.17
15. Bob Renfro	MO	3	12	248	600	41.33



### SENIOR MENS DIVISION C 2003 WORLD


1. James L Cook Jr	WV	13	2	300	600	50.00
2. Bob Vandivier	IL	10.5	4.5	296	600	49.33
3. George Huntington	IL	10.5	4.5	283	600	47.17
4. Paul Mattson	MI	10	5	253	600	42.17
5. Jack Myers	PA	9	6	263	600	43.83
6. Jerry Niemuth	WI	8.5	6.5	222	600	37.00
7. Dave Loucks	CA	8	7	270	600	45.00
8. Delmar Doc Roberts	NE	7.5	7.5	252	600	42.00
9. William Judy	MI	7	8	217	600	36.17
10. Byron Edwards	MN	7	8	217	600	36.17
11. Charles Phipps	IA	6.5	8.5	238	600	39.67
12. Bob Gray	OH	6	9	215	600	35.83
13. Thomas F Taylor	IN	5.5	9.5	215	600	35.83
14. Ted Paver	IN	5	10	183	600	30.50
15. Dale Bull	IL	4	11	205	600	34.17
16. Lloyd Johnson	WI	2	13	184	600	30.67





**SENIOR MENS DIVISION D 2003 WORLD**

1.	Van Vanyo	MN	14	2	253	640	39.53
2.	Carl Massey	NC	13	3	260	640	40.63
3.	Jim Link	WA	10.5	4.5	222	600	37.00
4.	Mel Yockstick	CO	10	5	218	600	36.33
5.	Fred Barfield	NJ	8.5	6.5	186	600	31.00
6.	Clifford Pierce	KS	8	7	191	600	31.83
7.	Paul Taylor	MO	8	7	170	600	28.33
8.	Roger Tibbetts	VI	8	7	169	600	28.17
9.	Everett Snead	CO	7.5	7.5	176	600	29.33
10.	Bob Bender	OR	6.5	8.5	175	600	29.17
11.	Robert Hassan	TN	6	9	135	600	22.50
12.	Floyd Hix	VA	5.5	9.5	144	600	24.00
13.	Jerry Schroeder	WI	5	10	162	600	27.00
14.	Charles Buddy Short	FL	4.5	10.5	163	600	27.17
15.	Cliff Troullier	WI	3	12	148	600	24.67
16.	Ted Rohde	WI	3	12	139	600	23.17



**SENIOR MENS DIVISION E 2003 WORLD**

1.	Vern Schroeder	OH	12	3	202	600	33.67
2.	Julius Hamilton	SC	10	5	203	600	33.83
3.	Paul Tetreault	NH	10	5	201	600	33.50
4.	Norman Ed Herald	FL	10	5	197	600	32.83
5.	O D Shelley	IN	9.5	5.5	213	600	35.50
6.	Al Rude	WI	8.5	6.5	183	600	30.50
7.	Oliver Keyes	MI	8.5	6.5	166	600	27.67
8.	Tony Sherrard	AZ	8	7	177	600	29.50
9.	Bernard Anderson	IA	8	7	160	600	26.67
10.	Don Claas	MO	7.5	7.5	201	600	33.50
11.	Bud Nelson	MN	7	8	168	600	28.00
12.	Martin Orf	MO	6.5	8.5	181	600	30.17
13.	Dick Flowers	OH	6	9	204	600	34.00
14.	Albert W Buckland	NY	3.5	11.5	150	600	25.00
15.	Chuck Warner	OR	3	12	125	600	20.83
16.	Bruce Hinkel	ND	2	13	175	600	29.17



**SENIOR MENS DIVISION F 2003 WORLD**

1.	Ralph Richardson	MO	14	1	208	600	34.67
2.	Jim Tollefson	WI	12	3	201	600	33.50
3.	Archie Filley	ND	11	4	186	600	31.00
4.	Jim Haupt	WI	10	5	194	600	32.33
5.	Leon Gant	AZ	10	5	163	600	27.17
6.	Richard Timmer	IL	9	6	180	600	30.00
7.	Les Holland	MN	9	6	165	600	27.50
8.	Sonny Franks	IN	7	8	165	600	27.50
9.	Bob Thomsen	NE	7	8	154	600	25.67
10.	Lester Hanshew	WV	7	8	132	520	25.38
11.	Gregg Craven	MO	6	9	113	600	18.83
12.	Walter Burtner	PA	5.5	9.5	154	600	25.67
13.	Curt DeGolier	WI	5	10	154	600	25.67
14.	Ron Wilcziek	WI	4.5	10.5	126	600	21.00
15.	Gilbert Starr	MN	2.5	12.5	127	600	21.17
16.	Earl Erion	MN	0.5	14.5	94	600	15.67




**SENIOR MENS DIVISION G 2003 WORLD**

1.	Robert Vaught	MN	13.5	1.5	139	600	23.17
2.	Bill Hanson	NE	13	2	141	600	23.50
3.	Paul Peterson	CA	11.5	3.5	150	600	25.00
4.	Glen Sandquist	MN	10	5	136	600	22.67
5.	Ozz Jacobson	WI	9	6	144	600	24.00
6.	Millard Harding	WI	9	6	127	600	21.17
7.	Roger Olson	WI	8.5	6.5	113	600	18.83
8.	Bert Mannix	MT	8	7	124	600	20.67
9.	Stan Kuehn	WI	6	9	101	600	16.83
10.	Harland Christoffer	MN	5.5	9.5	109	600	18.17
11.	Gene Satterstrom	WI	5	10	109	600	18.17
12.	Frank MacArthur	MO	5	10	107	600	17.83
13.	Ernie Coulter	CO	5	10	68	600	11.33
14.	Jim Jakel	WI	4.5	10.5	107	600	17.83
15.	Ron Molitor	WI	3.5	11.5	91	600	15.17
16.	Fred Smith	MO	3	12	82	600	13.67



### SENIOR MENS DIVISION H 2003 WORLD

1.	Don Jacobson	WI	14	1	115	600	19.17
2.	Jerry R. Dugan	KS	13	2	200	600	33.33
3.	Ivan Ruzic	WI	13	2	145	600	24.17
4.	Bill Peck	NE	10	5	103	600	17.17
5.	Jim Buckley	LA	9	6	87	600	14.50
6.	Ron Upshaw	TX	8.5	6.5	98	600	16.33
7.	Larry Yaros	IN	8	7	99	600	16.50
8.	Dan David	WI	8	7	66	600	11.00
9.	Kent Armstrong	MO	7	8	87	600	14.50
10.	Marvin Timm	MN	6.5	8.5	116	600	19.33
11.	Roger Heinritz	WI	6.5	8.5	51	600	8.50
12.	Cyril Hotek	WI	6	9	61	600	10.17
13.	Dennis Rusho	NE	5.5	9.5	79	600	13.17
14.	Ken Wood	WI	3	11	24	120	20.00
15.	Johnny Egeland	MO	0	14	1	80	1.25



## ELDER MENS DIVISION CHAMPIONSHIP CLASS

### ELDERS 30' DIVISION - CHAMPIONSHIP CLASS 2003 WORLD

1.	Marvin Kramer	IL	78.23	11	0	473	608	77.80
2.	Elden Sarbaugh	OH	74.76	9	2	567	748	75.80
3.	Ed Arionus	TX	82.04	7	4	502	674	74.48
4.	Cooly Smith	IN	80.90	7	4	516	702	73.50
5.	Paul McCreery	TX	72.10	6	5	449	652	68.87
6.	Ed Kowatch	IN	73.30	5	6	487	680	71.62
7.	Marvin Meyer	MN	68.67	5	6	457	676	67.60
8.	Melvin Bray	KS	71.72	5	6	474	702	67.52
9.	Bobby Fields	TN	68.67	4	7	461	660	69.85
10.	Paul Burkitt	OH	68.83	3	8	380	600	63.33
11.	Merlin Potts	KS	75.00	2	9	470	698	67.34
12.	Roland Kleinschmidt	SD	71.83	2	9	497	740	67.16

### ELDERS 30' DIVISION - CHAMPIONSHIP CLASS 2003 WORLD

1. Marvin Kramer					2. Elden Sarbaugh				
OPPONENT	SCORE	R	SP	%	OPPONENT	SCORE	R	SP	%
1. Paul Burkitt	41/12	38	46	82.6	1. Roland Kleinschmidt	42/33	58	76	76.3
2. Melvin Bray	42/29	35	50	70.0	2. Paul McCreery	40/30	40	56	71.4
3. Roland Kleinschmidt	40/13	32	50	64.0	3. Bobby Fields	42/27	60	80	75.0
4. Paul McCreery	40/4	21	24	87.5	4. Marvin Meyer	41/18	55	66	83.3
5. Bobby Fields	42/34	57	78	73.1	5. Paul Burkitt	42/26	40	56	71.4
6. Marvin Meyer	40/16	38	46	82.6	6. Melvin Bray	40/21	51	68	75.0
7. Elden Sarbaugh	43/21	42	50	84.0	7. Marvin Kramer	21/43	35	50	70.0
8. Merlin Potts	40/35	47	62	75.8	8. Ed Arionus	40/29	50	66	75.8
9. Cooly Smith	40/39	68	86	79.1	9. Ed Kowatch	40/27	63	74	85.1
10. Ed Arionus	42/27	54	64	84.4	10. Cooly Smith	26/41	53	74	71.6
11. Ed Kowatch	45/24	41	52	78.8	11. Merlin Potts	40/28	62	82	75.6
W-11 L-0					W-9 L-2				
455 473 608 77.8					414 567 748 75.8				

**3.Ed Arionus**

OPPONENT	SCORE	R	SP	%
1. Bobby Fields	41/25	49	60	81.7
2. Marvin Meyer	24/40	33	54	61.1
3. Paul Burkitt	40/15	41	52	78.8
4. Melvin Bray	42/34	55	76	72.4
5. Roland Kleinschmidt	41/22	56	70	80.0
6. Paul McCreery	42/13	43	54	79.6
7. Ed Kowatch	42/25	43	58	74.1
8. Elden Sarbaugh	29/40	45	66	68.2
9. Merlin Potts	40/13	47	58	81.0
10. Marvin Kramer	27/42	49	64	76.6
11. Cooly Smith	15/42	41	62	66.1
W-7 L-4	383	502	674	74.5

**5.Paul McCreery**

OPPONENT	SCORE	R	SP	%
1. Ed Kowatch	20/45	19	38	50.0
2. Elden Sarbaugh	30/40	37	56	66.1
3. Merlin Potts	41/35	57	82	69.5
4. Marvin Kramer	4/40	9	24	37.5
5. Cooly Smith	40/27	52	64	81.3
6. Ed Arionus	13/42	34	54	63.0
7. Bobby Fields	42/30	35	50	70.0
8. Marvin Meyer	42/10	30	42	71.4
9. Paul Burkitt	40/38	53	76	69.7
10. Melvin Bray	36/42	50	80	62.5
11. Roland Kleinschmidt	41/26	73	86	84.9
W-6 L-5	349	449	652	68.9

**7.Marvin Meyer**

OPPONENT	SCORE	R	SP	%
1. Cooly Smith	23/44	44	62	71.0
2. Ed Arionus	40/24	38	54	70.4
3. Ed Kowatch	31/42	53	72	73.6
4. Elden Sarbaugh	18/41	47	66	71.2
5. Merlin Potts	42/35	32	54	59.3
6. Marvin Kramer	16/40	30	46	65.2
7. Melvin Bray	43/20	53	72	73.6
8. Paul McCreery	10/42	21	42	50.0
9. Bobby Fields	42/27	55	74	74.3
10. Roland Kleinschmidt	41/37	50	74	67.6
11. Paul Burkitt	30/45	35	60	58.3
W-5 L-6	336	457	676	67.6

**9.Bobby Fields**

OPPONENT	SCORE	R	SP	%
1. Ed Arionus	25/41	44	60	73.3
2. Ed Kowatch	45/20	46	60	76.7
3. Elden Sarbaugh	27/42	56	80	70.0
4. Merlin Potts	40/7	27	34	79.4
5. Marvin Kramer	34/42	55	78	70.5
6. Cooly Smith	27/42	34	56	60.7
7. Paul McCreery	30/42	30	50	60.0
8. Roland Kleinschmidt	41/38	45	66	68.2
9. Marvin Meyer	27/42	51	74	68.9
10. Paul Burkitt	40/20	33	44	75.0
11. Melvin Bray	26/42	40	58	69.0
W-4 L-7	362	461	660	69.8

**4.Cooly Smith**

OPPONENT	SCORE	R	SP	%
1. Marvin Meyer	44/23	51	62	82.3
2. Paul Burkitt	42/28	41	60	68.3
3. Melvin Bray	34/40	48	74	64.9
4. Roland Kleinschmidt	30/41	28	48	58.3
5. Paul McCreery	27/40	48	64	75.0
6. Bobby Fields	42/27	39	56	69.6
7. Merlin Potts	40/32	55	70	78.6
8. Ed Kowatch	40/30	30	46	65.2
9. Marvin Kramer	39/40	69	86	80.2
10. Elden Sarbaugh	41/26	57	74	77.0
11. Ed Arionus	42/15	50	62	80.6
W-7 L-4	421	516	702	73.5

**6.Ed Kowatch**

OPPONENT	SCORE	R	SP	%
1. Paul McCreery	45/20	28	38	73.7
2. Bobby Fields	20/45	38	60	63.3
3. Marvin Meyer	42/31	55	72	76.4
4. Paul Burkitt	42/28	42	58	72.4
5. Melvin Bray	41/33	46	66	69.7
6. Roland Kleinschmidt	39/42	54	78	69.2
7. Ed Arionus	25/42	38	58	65.5
8. Cooly Smith	30/40	28	46	60.9
9. Elden Sarbaugh	27/40	59	74	79.7
10. Merlin Potts	42/22	64	78	82.1
11. Marvin Kramer	24/45	35	52	67.3
W-5 L-6	377	487	680	71.6

**8.Melvin Bray**

OPPONENT	SCORE	R	SP	%
1. Merlin Potts	28/40	26	46	56.5
2. Marvin Kramer	29/42	31	50	62.0
3. Cooly Smith	40/34	50	74	67.6
4. Ed Arionus	34/42	52	76	68.4
5. Ed Kowatch	33/41	44	66	66.7
6. Elden Sarbaugh	21/40	46	68	67.6
7. Marvin Meyer	20/43	45	72	62.5
8. Paul Burkitt	40/22	25	38	65.8
9. Roland Kleinschmidt	44/34	58	74	78.4
10. Paul McCreery	42/36	52	80	65.0
11. Bobby Fields	42/26	45	58	77.6
W-5 L-6	373	474	702	67.5

**10.Paul Burkitt**


OPPONENT	SCORE	R	SP	%
1. Marvin Kramer	12/41	29	46	63.0
2. Cooly Smith	28/42	36	60	60.0
3. Ed Arionus	15/40	32	52	61.5
4. Ed Kowatch	28/42	37	58	63.8
5. Elden Sarbaugh	26/42	35	56	62.5
6. Merlin Potts	42/27	46	62	74.2
7. Roland Kleinschmidt	40/14	31	48	64.6
8. Melvin Bray	22/40	20	38	52.6
9. Paul McCreery	38/40	49	76	64.5
10. Bobby Fields	20/40	26	44	59.1
11. Marvin Meyer	45/30	40	60	66.7
W-3 L-8	316	380	600	63.3

### 11. Merlin Potts

OPPONENT	SCORE	R	SP	%
1. Melvin Bray	40/28	29	46	63.0
2. Roland Kleinschmidt	44/23	47	70	67.1
3. Paul McCreery	35/41	56	82	68.3
4. Bobby Fields	7/40	17	34	50.0
5. Marvin Meyer	35/42	31	54	57.4
6. Paul Burkitt	27/42	41	62	66.1
7. Cooly Smith	32/40	52	70	74.3
8. Marvin Kramer	35/40	45	62	72.6
9. Ed Arionus	13/40	36	58	62.1
10. Ed Kowatch	22/42	58	78	74.4
11. Elden Sarbaugh	28/40	58	82	70.7
W-2 L-9	318	470	698	67.3

### 12. Roland Kleinschmidt

OPPONENT	SCORE	R	SP	%
1. Elden Sarbaugh	33/42	55	76	72.4
2. Merlin Potts	23/44	41	70	58.6
3. Marvin Kramer	13/40	26	50	52.0
4. Cooly Smith	41/30	30	48	62.5
5. Ed Arionus	22/41	50	70	71.4
6. Ed Kowatch	42/39	56	78	71.8
7. Paul Burkitt	14/40	24	48	50.0
8. Bobby Fields	38/41	43	66	65.2
9. Melvin Bray	34/44	54	74	73.0
10. Marvin Meyer	37/41	50	74	67.6
11. Paul McCreery	26/41	68	86	79.1
W-2 L-9	323	497	740	67.2



### ELDERS 30' DIVISION A 2003 WORLD

1. Marvin Meyer	MN	11.5	3.5	412	600	68.67
2. Bobby Fields	TN	11	4	412	600	68.67
3. Paul Burkitt	OH	10	5	413	600	68.83
4. Curly Seibold	IN	9.5	5.5	369	600	61.50
5. Roland Kleinschmidt	SD	9	6	431	600	71.83
6. Dee Powell	CO	8.5	6.5	373	600	62.17
7. Harold Schrader	MN	8	7	391	600	65.17
8. Archie Matheny	AR	8	7	386	600	64.33
9. Clayton Gage	WI	7.5	7.5	382	600	63.67
10. Stanley Towne	NY	7.5	7.5	373	600	62.17
11. James B Adcox	FL	7	8	366	600	61.00
12. Frank Hudson	MO	6.5	8.5	370	600	61.67
13. Don Titcomb	CA	6	9	382	600	63.67
14. Dennis Reid	IL	6	9	374	600	62.33
15. Orville McElroy	AL	4	11	357	600	59.50




### ELDERS 30' DIVISION B 2003 WORLD

1. Don Schaunaman	SD	13	2	355	600	59.17
2. Tony Paiz	CO	12	3	395	600	65.83
3. Calvin Motsinger	NC	11	4	405	600	67.50
4. Don Mercier	MO	11	4	377	600	62.83
5. Gordon Fuhr	NE	9	6	384	600	64.00
6. Fred Jr Rink	IN	8	7	338	600	56.33
7. Lloyd Wolf	MN	8	7	330	600	55.00
8. Jack Moore	WA	8	7	322	600	53.67
9. Oattie Reno	OH	8	7	317	600	52.83
10. Dick Honigford	OH	7	8	354	600	59.00
11. Jack Adams	SK	6	9	304	600	50.67
12. Robert Imhausen	IN	5.5	9.5	202	400	50.50
13. Jim Hill	OH	5	10	325	600	54.17
14. Henry Carmichael	TX	5	10	257	600	42.83
15. Roy Trussell	FL	3.5	11.5	290	600	48.33




### ELDERS 30' DIVISION C 2003 WORLD

1. Bill Whitley	KS	13	2	327	600	54.50
2. Allan Hillman	KS	11.5	3.5	328	600	54.67
3. Otis Wessley	WI	11	4	328	600	54.67
4. Carlyle E. Gricks Jr.	MO	11	4	314	600	52.33
5. Warren Williams	NV	10	5	366	600	61.00
6. Dalton Simmons	IL	9	6	310	600	51.67
7. Charles Norris	IL	9	6	308	600	51.33
8. Ken Woolery	CA	8	7	289	600	48.17
9. Jules Liebaert	SK	7.5	7.5	301	600	50.17
10. Eugene Powell	IN	6.5	8.5	281	600	46.83
11. Darryl Carlson	MN	5.5	9.5	253	600	42.17
12. Mer Sorenson	WI	5	10	253	600	42.17
13. Jerry Shene	MI	4	11	275	600	45.83
14. Mike Robinson	MI	4	11	225	600	37.50
15. Raymond Saenz	MI	3	12	275	600	45.83
16. Don Hostrup	WI	2	13	200	600	33.33




### ELDERS 30' DIVISION D 2003 WORLD

1. Harvey Ponstein	MI	12	1	303	520	58.27
2. Tom Thompson	MN	9	4	267	520	51.35
3. Melvin Benham	WA	9	4	254	520	48.85
4. Roy Spelrem	AB	8.5	4.5	276	520	53.08
5. Gerald Piehl	MN	8	5	272	520	52.31
6. Paul Wilson	WI	7.5	5.5	266	520	51.15
7. Melvin Cooper	TN	7.5	5.5	239	520	45.96
8. John Decker	MI	5.5	7.5	259	520	49.81
9. Bob Wolfinger	IN	5	8	240	520	46.15
10. Tom Cook	OK	5	8	229	520	44.04
11. Robert Pluckebaum	IL	4	9	241	520	46.35
12. Clarence Krueger	NE	4	9	237	520	45.58
13. Seneca 'Red' Ferguson	IL	3	10	228	520	43.85
14. George Weldon	MO	3	10	184	520	35.38



### ELDERS 30' DIVISION E 2003 WORLD

1. Dave Tabler	OH	10	3	291	520	55.96
2. Tony Veldkamp	AB	10	3	268	520	51.54
3. James Norville	MI	8	5	266	520	51.15
4. Rudy Von Dach	OH	8	5	252	520	48.46
5. Douglas Peoples	MO	8	5	245	520	47.12
6. Ken Boyles	PA	8	5	219	520	42.12
7. Tom Reid	IL	7.5	5.5	229	520	44.04
8. Ray Coleman	AZ	7	6	246	520	47.31
9. Don Burmeister	WI	7	6	231	520	44.42
10. Gary Dennis	MI	5.5	7.5	233	520	44.81
11. Howard Melstad	SD	5	8	230	520	44.23
12. Larry Robbins	IL	3	10	150	360	41.67
13. Maurice G. Hines	MO	3	10	179	520	34.42
14. Ken Schulze	CA	1	12	158	520	30.38




### ELDERS 30' DIVISION F 2003 WORLD

1. Bill Nourse	IL	12	4	335	640	52.34
2. Frank Jones	TN	11	5	355	640	55.47
3. Steven Summerlin	MI	10.5	4.5	295	600	49.17
4. John Cowen	IN	9.5	5.5	280	600	46.67
5. Ralph Schriner	IN	8.5	6.5	288	600	48.00
6. Norb Fuhrman	WI	8.5	6.5	255	600	42.50
7. Frank Ayuste	NV	8	7	278	600	46.33
8. Norm Gage	MN	8	7	254	600	42.33
9. Wallace Runia	MN	7.5	7.5	252	600	42.00
10. Clayton Whirley	IN	7	8	280	600	46.67
11. Robert E Volles	FL	7	8	258	600	43.00
12. Myron Flann	MN	6	9	243	600	40.50
13. Lars Hemmingson	MN	5.5	9.5	285	600	47.50
14. Nelson Richason	WI	4	11	230	600	38.33
15. Roy Lyons	OH	4	11	206	600	34.33
16. Bob Irwin	OR	4	11	206	600	34.33

### ELDERS 30' DIVISION G 2003 WORLD


1. Norm Wunderlich	MN	11	2	248	520	47.69
2. Bryan Shanks	MI	10.5	2.5	230	520	44.23
3. Richard Olson	AZ	10	3	250	520	48.08
4. Charles Welch	KY	10	3	250	520	48.08
5. Joe Poliski	MI	9.5	3.5	246	520	47.31
6. Don Newell	IN	6	7	231	520	44.42
7. Robert Hanson	WA	6	7	196	520	37.69
8. Tom Wadhams	MN	5	8	184	520	35.38
9. Harold Hoff	ND	5	8	170	520	32.69
10. Don Bollock	IN	4.5	8.5	189	520	36.35
11. Stanley Sherman	MI	4	9	170	520	32.69
12. Orian Hanson	MN	4	9	151	520	29.04
13. Andy Sauer	CA	3	10	175	520	33.65
14. Alma Clark	ID	2.5	10.5	142	360	39.44






### ELDERS 30' DIVISION H 2003 WORLD

1. Malvin Alkire	IN	10.5	2.5	202	520	38.85
2. Charles Busick	WI	10	3	215	520	41.35
3. Norm Loidolt	MN	9	4	191	520	36.73
4. Kent Robinson	SD	8	5	194	520	37.31
5. George Anderson	MN	7	6	186	520	35.77
6. Leroy Meyer	WI	7	6	184	520	35.38
7. Jerry Kasteline	MI	7	6	172	520	33.08
8. Earl Severson	OH	7	6	168	520	32.31
9. Harless Kampe	MO	5	8	165	520	31.73
10. W.H. Scott	MI	5	8	151	520	29.04
11. John Mitchell	WI	5	8	132	520	25.38
12. Harold Risley	IN	4	9	169	520	32.50
13. Earl Simler	IL	3.5	9.5	155	520	29.81
14. Bearl Bruffett	IL	3	10	103	520	19.81




### ELDERS 30' DIVISION I 2003 WORLD

1. Ken Wilhelm	WV	12	1	272	520	52.31
2. D.W. Story	TN	10	3	254	520	48.85
3. Bob Reese	OK	10	3	182	520	35.00
4. William Wordel	IL	9	4	209	520	40.19
5. Dale Kellerby	CO	8	5	195	520	37.50
6. Ray Kraemer	MN	6	7	200	520	38.46
7. Tom Connolly	AB	6	7	180	520	34.62
8. Jeff Smith	NC	6	7	155	520	29.81
9. Harry Bissell	MI	5	8	172	520	33.08
10. Ted Clark	IA	5	8	161	520	30.96
11. Bud Hammer	WI	5	8	141	520	27.12
12. Vernon McGrath	IA	4	9	150	520	28.85
13. Edward Knaub	CO	4	9	146	520	28.08
14. Donald Parkes	VA	1	12	134	360	37.22




### ELDERS 30' DIVISION J 2003 WORLD

1. Vern Bolduc	MN	13.5	1.5	210	600	35.00
2. Bill Matey	WI	13	2	218	600	36.33
3. Robert Blumenheim	CO	11	4	191	600	31.83
4. Milt Larsen	WI	10.5	4.5	204	600	34.00
5. Doyle Johnson	GA	10	5	199	600	33.17
6. Glen Werk	MN	8	7	221	600	36.83
7. Don Tieg	MN	8	7	199	600	33.17
8. Al Johnson	WI	8	7	160	600	26.67
9. Robert Sheldon	OH	7	8	205	600	34.17
10. Donald R Buckley	NY	7	8	189	600	31.50
11. Burton Clark	ND	5.5	9.5	178	600	29.67
12. Ralph Carter	CA	5	10	130	600	21.67
13. Lee Wilcox	FL	4.5	10.5	147	600	24.50
14. Paul Lowry	KS	4	11	181	600	30.17
15. Leonard Burke	OK	3	12	107	600	17.83
16. Vern Osterhues	MN	2	13	111	600	18.50




### ELDERS 30' DIVISION K 2003 WORLD

1. Sherlen Rodi	MN	14	1	196	600	32.67
2. Henning Awsumb	MN	11	4	222	600	37.00
3. Lee Kapsner	MN	10	5	202	600	33.67
4. Joe Hekele	KS	10	5	185	600	30.83
5. Ed Osterkamp	SD	9	6	203	600	33.83
6. Dennis Jancoski	FL	9	6	163	600	27.17
7. Jim Sperling	OR	8	7	157	600	26.17
8. Bob Lindberg	WI	7.5	7.5	176	600	29.33
9. Virgil Smith	IL	7	8	135	600	22.50
10. Paul Hagen	ND	6	9	189	600	31.50
11. Wally Arndt	ND	6	9	173	600	28.83
12. Bob Wright	NJ	6	9	140	600	23.33
13. Earl Paulson	WI	5.5	9.5	147	600	24.50
14. Les Lameyer	SD	5	10	113	600	18.83
15. Harvey Wobbe	MO	4	11	96	600	16.00
16. Paul Voelker Jr.	KS	2	13	84	600	14.00




**ELDERS 30' DIVISION L 2003 WORLD**

1. Wally Anderson	MN	14	1	184	600	30.67
2. Gilbert Jack Mahn	FL	11.5	3.5	166	600	27.67
3. Jerry Christoffer	MN	10.5	4.5	179	600	29.83
4. Clint Bryson	SD	10	5	186	600	31.00
5. Robert Zwarka	MI	9	6	165	600	27.50
6. Willis David	WI	8.5	6.5	146	600	24.33
7. Mel Daily	IL	7.5	7.5	139	600	23.17
8. Robert Carr	MI	7.5	7.5	98	600	16.33
9. Phil J. Ronczkowski	MO	7	8	129	600	21.50
10. Oliver Lee	ND	7	8	129	600	21.50
11. Mike McDougall	AB	6.5	8.5	160	600	26.67
12. Leonard Roskam	SD	6	9	152	600	25.33
13. Joyce Hemmingson	MN	5	10	137	600	22.83
14. D.D. Casey	MO	4	11	114	600	19.00
15. Frank Yohn	IL	4	11	106	600	17.67
16. Ernie Flores	AZ	2	13	105	600	17.50




**ELDERS 30' DIVISION M 2003 WORLD**

1. Rob Rehm	WI	15	2	189	680	27.79
2. Melvin Stoa	MN	14	3	195	680	28.68
3. Jerry Kamps	WI	13	4	249	680	36.62
4. Harvey Arola	MN	13	4	136	680	20.00
5. Arthur Miller	OH	12	5	124	680	18.24
6. Bill Hayward	NE	12	5	116	680	17.06
7. Virgil Kaufman	CA	11	6	159	680	23.38
8. Larry Fouche	IN	10	7	144	680	21.18
9. Terry W. Kampe	MO	10	7	129	680	18.97
10. Lee Henninger	CA	9	8	130	680	19.12
11. James Mortinger, Sr.	KS	8	9	114	680	16.76
12. Gene Ewing	SD	8	9	96	680	14.12
13. Herman Hovda	MN	8	9	74	680	10.88
14. Jesse Contreras	IL	4	13	44	680	6.47
15. Al Luthens	MN	3	14	25	680	3.68
16. Jim Drake	PA	2	15	48	680	7.06
17. George Kuffer	WI	1	16	37	680	5.44




**MR. D HORSESHOES**




"THE SHOE THAT FITS"


**DESIGNED AND BALANCED FOR THE FLIP**



[www.geocities.com/mrdshoes](http://www.geocities.com/mrdshoes)

— Order Direct From —  
**MR. D. HORSESHOES, BOX 394, POST, TX 79356**


  
**JOHNNY DAVENPORT**  
**806/495-1686**  
MASTERCARD & VISA ACCEPTED



*or Order from:*  
**Your NHPA Representative**  
**EDWARD A. DOMEY 508/865-9477**  
**P.O. BOX 298, SUTTON, MASSACHUSETTS 01590**

THE TOE OF THE MR. D SHOE IS SMOOTH WITH A GOOD SLANT ON THE TOP SIDE FOR AN EASY GRIP AND A SOFT TOUCH DELIVERY

THE CALK ON THE BOTTOM OF THE MR. D SHOE WILL INTERLOCK ONTO THE TOP OF THE FIRST SHOE PITCHED, TO HELP PREVENT THE SECOND SHOE FROM REBOUNTING BACK OFF THE STAKE



**\$50 per pair**

Plus \$8.00 shipping & handling to the 48 contiguous states  
(May be more elsewhere)


Texas residents add 8 1/4% sales tax

— L-M-H Weights —  
 With or Without Ringer Breaker

**CAST FROM ALLOY STEEL**  
Guaranteed one year against breakage  
 (From original date of purchase)

**NO SHOES SENT ON CONSIGNMENT**

# WOMENS DIVISION CHAMPIONSHIP CLASS



## WOMENS DIVISION - CHAMPIONSHIP CLASS 2003 WORLD

1. Sylvianne Moisan	PQ	85.79	22	1	1085	1312	82.70
2. Amy Francis	OH	85.30	21	2	1186	1454	81.57
3. Judy Curtiss	MI	76.97	20	3	1036	1292	80.19
4. Joan Elmore	TN	83.62	19	4	1157	1432	80.80
5. Gert Wilcziek	WI	76.82	18	5	901	1218	73.97
6. Sue Snyder	KY	72.39	17	6	1147	1456	78.78
7. Connie J Filley	ND	75.45	17	6	1028	1356	75.81
8. Bev Nathe	MN	73.57	14	9	898	1264	71.04
9. Amy Hall	VA	82.04	13	10	951	1318	72.15
10. Ruth Rife	OH	69.67	13	10	939	1356	69.25
11. Deborah Michaud	MA	70.33	10	13	903	1322	68.31
12. Becky Kemper	KY	80.94	9	14	873	1296	67.36
13. Sandy Janssens	ON	75.42	9	14	846	1270	66.61
14. Joanne Martin	MA	64.17	9	14	830	1296	64.04
15. Angeline Moisan	PQ	70.83	8	15	945	1376	68.68
16. Jennifer Speakman	CO	69.67	8	15	911	1364	66.79
17. Carol Simpson	ME	77.56	8	15	735	1178	62.39
18. Pam Henderson	MO	75.00	7	16	735	1186	61.97
19. Tamara Burke	WV	75.29	6	17	520	780	66.67
20. Jan Turnquist	MN	71.05	6	17	857	1330	64.44
21. Penny Steinke	WI	63.46	6	17	755	1172	64.42
22. Sue F Twyman	NY	61.33	6	17	747	1200	62.25
23. Brenda Tawney	WV	72.55	5	18	943	1394	67.65
24. Marion Thomsen	NE	62.50	5	18	843	1282	65.76

## WOMENS DIVISION - CHAMPIONSHIP CLASS 2003 WORLD

1. Sylvianne Moisan					2. Amy Francis				
OPPONENT	SCORE	R	SP	%	OPPONENT	SCORE	R	SP	%
1. Sue F Twyman	43/15	33	42	78.6	1. Marion Thomsen	41/35	54	74	73.0
2. Marion Thomsen	42/10	36	44	81.8	2. Penny Steinke	40/15	36	46	78.3
3. Penny Steinke	40/7	31	38	81.6	3. Joanne Martin	42/26	41	56	73.2
4. Joanne Martin	41/6	39	46	84.8	4. Jennifer Speakman	45/15	38	50	76.0
5. Jennifer Speakman	40/20	51	60	85.0	5. Ruth Rife	42/13	45	50	90.0
6. Ruth Rife	40/16	28	36	77.8	6. Sue F Twyman	43/11	31	40	77.5
7. Deborah Michaud	40/28	51	66	77.3	7. Angeline Moisan	42/19	44	54	81.5
8. Angeline Moisan	42/22	65	76	85.5	8. Jan Turnquist	42/21	46	60	76.7
9. Jan Turnquist	40/13	43	50	86.0	9. Sue Snyder	42/35	103	120	85.8
10. Sue Snyder	40/30	62	78	79.5	10. Brenda Tawney	44/18	56	68	82.4
11. Brenda Tawney	42/17	64	76	84.2	11. Bev Nathe	41/18	59	70	84.3
12. Bev Nathe	42/17	49	62	79.0	12. Deborah Michaud	41/34	56	72	77.8
13. Pam Henderson	40/24	31	42	73.8	13. Tamara Burke	43/7	45	52	86.5
14. Tamara Burke	42/6	29	32	90.6	14. Sandy Janssens	42/30	51	64	79.7
15. Sandy Janssens	40/16	53	60	88.3	15. Connie J Filley	41/16	50	58	86.2
16. Connie J Filley	42/12	41	48	85.4	16. Gert Wilcziek	42/20	54	66	81.8
17. Gert Wilcziek	18/42	29	44	65.9	17. Judy Curtiss	42/21	87	98	88.8
18. Judy Curtiss	40/30	86	102	84.3	18. Pam Henderson	41/17	54	66	81.8
19. Carol Simpson	40/0	23	24	95.8	19. Becky Kemper	42/9	31	38	81.6
20. Becky Kemper	41/17	50	60	83.3	20. Amy Hall	41/4	36	40	90.0
21. Joan Elmore	40/16	64	72	88.9	21. Carol Simpson	44/2	29	34	85.3
22. Amy Hall	42/13	39	50	78.0	22. Joan Elmore	23/40	57	74	77.0
23. Amy Francis	40/24	88	104	84.6	23. Sylvianne Moisan	24/40	83	104	79.8
W-22 L-1	917	1085	1312	82.7	W-21 L-2	930	1186	1454	81.6



**3.Judy Curtiss**

OPPONENT	SCORE	R	SP	%
1. Deborah Michaud	40/19	30	44	68.2
2. Angeline Moisan	40/22	47	60	78.3
3. Jan Turnquist	42/14	52	62	83.9
4. Sue Snyder	40/26	50	66	75.8
5. Brenda Tawney	40/22	41	52	78.8
6. Bev Nathe	40/14	35	44	79.5
7. Sue F Twyman	42/16	30	42	71.4
8. Marion Thomsen	40/11	34	42	81.0
9. Penny Steinke	43/9	40	44	90.9
10. Joanne Martin	43/11	43	60	71.7
11. Jennifer Speakman	42/19	42	52	80.8
12. Ruth Rife	42/13	36	42	85.7
13. Carol Simpson	40/8	29	36	80.6
14. Becky Kemper	42/25	42	54	77.8
15. Amy Hall	41/7	40	46	87.0
16. Joan Elmore	40/21	50	62	80.6
17. Amy Francis	21/42	78	98	79.6
18. Sylvianne Moisan	30/40	83	102	81.4
19. Pam Henderson	41/4	31	36	86.1
20. Tamara Burke	43/0	20	26	76.9
21. Connie J Filley	41/19	78	88	88.6
22. Sandy Janssens	45/9	38	46	82.6
23. Gert Wilcziek	35/40	67	88	76.1
W-20 L-3	913	1036	1292	80.2

**5.Gert Wilcziek**

OPPONENT	SCORE	R	SP	%
1. Angeline Moisan	41/29	58	76	76.3
2. Jan Turnquist	40/9	43	50	86.0
3. Sue Snyder	41/25	48	60	80.0
4. Brenda Tawney	41/20	51	66	77.3
5. Bev Nathe	44/28	37	52	71.2
6. Deborah Michaud	45/23	40	54	74.1
7. Marion Thomsen	45/16	32	40	80.0
8. Penny Steinke	40/7	33	42	78.6
9. Joanne Martin	23/40	34	58	58.6
10. Jennifer Speakman	22/40	25	40	62.5
11. Ruth Rife	42/8	27	36	75.0
12. Sue F Twyman	42/20	34	50	68.0
13. Becky Kemper	41/7	34	44	77.3
14. Amy Hall	42/36	36	58	62.1
15. Joan Elmore	16/41	42	58	72.4
16. Amy Francis	20/42	47	66	71.2
17. Sylvianne Moisan	42/18	37	44	84.1
18. Carol Simpson	40/22	39	58	67.2
19. Tamara Burke	41/0	19	28	67.9
20. Sandy Janssens	45/4	40	46	87.0
21. Pam Henderson	40/13	34	44	77.3
22. Connie J Filley	29/40	44	60	73.3
23. Judy Curtiss	40/35	67	88	76.1
W-18 L-5	862	901	1218	74.0

**7.Connie J Filley**

OPPONENT	SCORE	R	SP	%
1. Jan Turnquist	40/18	38	50	76.0
2. Sue Snyder	40/25	41	58	70.7
3. Brenda Tawney	40/28	55	68	80.9
4. Bev Nathe	25/41	40	58	69.0
5. Deborah Michaud	39/42	67	88	76.1
6. Angeline Moisan	41/19	43	54	79.6
7. Penny Steinke	42/15	31	44	70.5
8. Joanne Martin	40/10	30	36	83.3
9. Jennifer Speakman	45/27	54	72	75.0
10. Ruth Rife	42/23	28	42	66.7
11. Sue F Twyman	42/24	43	56	76.8
12. Marion Thomsen	42/26	38	52	73.1
13. Amy Hall	42/39	79	98	80.6
14. Joan Elmore	36/42	77	98	78.6
15. Amy Francis	16/41	42	58	72.4
16. Sylvianne Moisan	12/42	30	48	62.5
17. Carol Simpson	41/24	44	56	78.6
18. Becky Kemper	41/31	36	54	66.7
19. Sandy Janssens	41/8	39	46	84.8
20. Pam Henderson	42/20	28	38	73.7
21. Judy Curtiss	19/41	71	88	80.7
22. Gert Wilcziek	40/29	48	60	80.0
23. Tamara Burke	41/0	26	34	76.5
W-17 L-6	849	1028	1356	75.8

**4.Joan Elmore**

OPPONENT	SCORE	R	SP	%
1. Penny Steinke	41/9	25	30	83.3
2. Joanne Martin	40/21	60	72	83.3
3. Jennifer Speakman	40/9	41	50	82.0
4. Ruth Rife	40/12	35	44	79.5
5. Sue F Twyman	40/24	43	60	71.7
6. Marion Thomsen	41/9	42	50	84.0
7. Jan Turnquist	40/7	35	40	87.5
8. Sue Snyder	31/42	88	108	81.5
9. Brenda Tawney	41/33	66	82	80.5
10. Bev Nathe	41/22	74	84	88.1
11. Deborah Michaud	42/31	71	82	86.6
12. Angeline Moisan	41/24	58	68	85.3
13. Sandy Janssens	40/12	29	34	85.3
14. Connie J Filley	42/36	79	98	80.6
15. Gert Wilcziek	41/16	50	58	86.2
16. Judy Curtiss	21/40	43	62	69.4
17. Pam Henderson	43/15	29	36	80.6
18. Tamara Burke	41/0	23	28	82.1
19. Amy Hall	41/26	60	80	75.0
20. Carol Simpson	42/23	44	60	73.3
21. Sylvianne Moisan	16/40	56	72	77.8
22. Amy Francis	40/23	63	74	85.1
23. Becky Kemper	32/41	43	60	71.7
W-19 L-4	877	1157	1432	80.8

**6.Sue Snyder**

OPPONENT	SCORE	R	SP	%
1. Sandy Janssens	40/9	34	42	81.0
2. Connie J Filley	25/40	37	58	63.8
3. Gert Wilcziek	25/41	43	60	71.7
4. Judy Curtiss	26/40	46	66	69.7
5. Pam Henderson	41/27	51	66	77.3
6. Tamara Burke	38/42	59	78	75.6
7. Amy Hall	41/36	45	62	72.6
8. Joan Elmore	42/31	92	108	85.2
9. Amy Francis	35/42	101	120	84.2
10. Sylvianne Moisan	30/40	59	78	75.6
11. Carol Simpson	40/23	39	54	72.2
12. Becky Kemper	42/34	63	80	78.8
13. Penny Steinke	44/21	46	62	74.2
14. Joanne Martin	40/18	46	58	79.3
15. Jennifer Speakman	40/12	37	42	88.1
16. Ruth Rife	40/18	54	66	81.8
17. Sue F Twyman	42/11	35	42	83.3
18. Marion Thomsen	45/25	49	62	79.0
19. Jan Turnquist	40/25	40	52	76.9
20. Deborah Michaud	40/7	31	36	86.1
21. Bev Nathe	44/7	38	46	82.6
22. Brenda Tawney	41/9	40	46	87.0
23. Angeline Moisan	40/22	62	72	86.1
W-17 L-6	881	1147	1456	78.8

**8.Bev Nathe**

OPPONENT	SCORE	R	SP	%
1. Pam Henderson	42/7	26	36	72.2
2. Tamara Burke	41/10	34	42	81.0
3. Sandy Janssens	40/26	33	46	71.7
4. Connie J Filley	41/25	45	58	77.6
5. Gert Wilcziek	28/44	32	52	61.5
6. Judy Curtiss	14/40	26	44	59.1
7. Carol Simpson	42/7	37	42	88.1
8. Becky Kemper	39/42	40	68	58.8
9. Amy Hall	42/3	35	42	83.3
10. Joan Elmore	22/41	68	84	81.0
11. Amy Francis	18/41	51	70	72.9
12. Sylvianne Moisan	17/42	40	62	64.5
13. Sue F Twyman	42/36	36	56	64.3
14. Marion Thomsen	41/16	36	46	78.3
15. Penny Steinke	40/19	39	48	81.3
16. Joanne Martin	20/42	36	56	64.3
17. Jennifer Speakman	43/24	38	56	67.9
18. Ruth Rife	28/42	40	62	64.5
19. Deborah Michaud	40/16	35	46	76.1
20. Angeline Moisan	42/23	34	48	70.8
21. Sue Snyder	7/44	25	46	54.3
22. Jan Turnquist	41/38	59	80	73.8
23. Brenda Tawney	40/37	53	74	71.6
W-14 L-9	770	898	1264	71.0

**9. Amy Hall**

OPPONENT	SCORE	R	SP	%
1. Joanne Martin	45/24	52	68	76.5
2. Jennifer Speakman	42/31	51	74	68.9
3. Ruth Rife	31/42	51	70	72.9
4. Sue F Twyman	41/25	40	54	74.1
5. Marion Thomsen	42/3	32	38	84.2
6. Penny Steinke	44/11	37	46	80.4
7. Sue Snyder	36/41	45	62	72.6
8. Brenda Tawney	40/22	50	62	80.6
9. Bev Nathe	3/42	24	42	57.1
10. Deborah Michaud	41/7	36	42	85.7
11. Angeline Moisan	41/33	44	62	71.0
12. Jan Turnquist	41/35	60	80	75.0
13. Connie J Filley	39/42	78	98	79.6
14. Gert Wilcziek	36/42	35	58	60.3
15. Judy Curtiss	7/41	29	46	63.0
16. Pam Henderson	40/9	33	42	78.6
17. Tamara Burke	40/0	27	34	79.4
18. Sandy Janssens	40/36	48	70	68.6
19. Joan Elmore	26/41	55	80	68.8
20. Amy Francis	4/41	24	40	60.0
21. Becky Kemper	19/44	40	58	69.0
22. Sylvianne Moisan	13/42	30	50	60.0
23. Carol Simpson	42/9	30	42	71.4
W-13 L-10	753	951	1318	72.2

**11. Deborah Michaud**

OPPONENT	SCORE	R	SP	%
1. Judy Curtiss	19/40	24	44	54.5
2. Pam Henderson	40/16	38	54	70.4
3. Tamara Burke	41/30	40	58	69.0
4. Sandy Janssens	29/43	42	68	61.8
5. Connie J Filley	42/39	68	88	77.3
6. Gert Wilcziek	23/45	33	54	61.1
7. Sylvianne Moisan	28/40	47	66	71.2
8. Carol Simpson	9/42	15	30	50.0
9. Becky Kemper	16/43	37	56	66.1
10. Amy Hall	7/41	25	42	59.5
11. Joan Elmore	31/42	67	82	81.7
12. Amy Francis	34/41	54	72	75.0
13. Ruth Rife	41/36	46	68	67.6
14. Sue F Twyman	41/29	42	56	75.0
15. Marion Thomsen	41/21	45	56	80.4
16. Penny Steinke	42/35	40	58	69.0
17. Joanne Martin	18/40	21	40	52.5
18. Jennifer Speakman	45/28	64	78	82.1
19. Bev Nathe	16/40	28	46	60.9
20. Sue Snyder	7/40	20	36	55.6
21. Brenda Tawney	40/19	33	48	68.8
22. Angeline Moisan	38/41	45	68	66.2
23. Jan Turnquist	40/31	29	54	53.7
W-10 L-13	688	903	1322	68.3

**13. Sandy Janssens**

OPPONENT	SCORE	R	SP	%
1. Sue Snyder	9/40	24	42	57.1
2. Brenda Tawney	40/18	25	32	78.1
3. Bev Nathe	26/40	28	46	60.9
4. Deborah Michaud	43/29	46	68	67.6
5. Angeline Moisan	21/41	37	62	59.7
6. Jan Turnquist	41/17	30	40	75.0
7. Joanne Martin	40/27	55	78	70.5
8. Jennifer Speakman	41/39	36	60	60.0
9. Ruth Rife	38/41	33	58	56.9
10. Sue F Twyman	40/18	33	44	75.0
11. Marion Thomsen	41/27	41	54	75.9
12. Penny Steinke	31/40	49	76	64.5
13. Joan Elmore	12/40	20	34	58.8
14. Amy Francis	30/42	48	64	75.0
15. Sylvianne Moisan	16/40	45	60	75.0
16. Carol Simpson	36/40	66	86	76.7
17. Becky Kemper	40/32	44	66	66.7
18. Amy Hall	36/40	47	70	67.1
19. Connie J Filley	8/41	28	46	60.9
20. Gert Wilcziek	4/45	27	46	58.7
21. Tamara Burke	40/0	18	32	56.3
22. Judy Curtiss	9/45	27	46	58.7
23. Pam Henderson	37/40	39	60	65.0
W-9 L-14	679	846	1270	66.6

**10. Ruth Rife**

OPPONENT	SCORE	R	SP	%
1. Carol Simpson	40/36	52	74	70.3
2. Becky Kemper	41/33	68	86	79.1
3. Amy Hall	42/31	55	70	78.6
4. Joan Elmore	12/40	25	44	56.8
5. Amy Francis	13/42	35	50	70.0
6. Sylvianne Moisan	16/40	20	36	55.6
7. Pam Henderson	42/39	40	62	64.5
8. Tamara Burke	42/25	47	58	81.0
9. Sandy Janssens	41/38	34	58	58.6
10. Connie J Filley	23/42	22	42	52.4
11. Gert Wilcziek	8/42	16	36	44.4
12. Judy Curtiss	13/42	26	42	61.9
13. Deborah Michaud	36/41	43	68	63.2
14. Angeline Moisan	14/41	20	42	47.6
15. Jan Turnquist	31/40	37	56	66.1
16. Sue Snyder	18/40	48	66	72.7
17. Brenda Tawney	40/17	51	64	79.7
18. Bev Nathe	42/28	45	62	72.6
19. Sue F Twyman	40/16	34	42	81.0
20. Marion Thomsen	42/38	61	82	74.4
21. Joanne Martin	41/27	52	68	76.5
22. Penny Steinke	41/23	39	56	69.6
23. Jennifer Speakman	41/37	70	92	76.1
W-13 L-10	719	939	1356	69.2

**12. Becky Kemper**

OPPONENT	SCORE	R	SP	%
1. Jennifer Speakman	10/41	16	42	38.1
2. Ruth Rife	33/41	65	86	75.6
3. Sue F Twyman	28/40	36	60	60.0
4. Marion Thomsen	41/34	45	66	68.2
5. Penny Steinke	31/42	29	46	63.0
6. Joanne Martin	40/33	42	66	63.6
7. Brenda Tawney	5/42	15	34	44.1
8. Bev Nathe	42/39	41	68	60.3
9. Deborah Michaud	43/16	46	56	82.1
10. Angeline Moisan	40/27	42	54	77.8
11. Jan Turnquist	23/40	50	72	69.4
12. Sue Snyder	34/42	61	80	76.3
13. Gert Wilcziek	7/41	23	44	52.3
14. Judy Curtiss	25/42	36	54	66.7
15. Pam Henderson	33/40	49	70	70.0
16. Tamara Burke	43/0	18	20	90.0
17. Sandy Janssens	32/40	40	66	60.6
18. Connie J Filley	31/41	32	54	59.3
19. Amy Francis	9/42	20	38	52.6
20. Sylvianne Moisan	17/41	42	60	70.0
21. Amy Hall	44/19	48	58	82.8
22. Carol Simpson	40/19	31	42	73.8
23. Joan Elmore	41/32	46	60	76.7
W-9 L-14	692	873	1296	67.4

**14. Joanne Martin**

OPPONENT	SCORE	R	SP	%
1. Amy Hall	24/45	45	68	66.2
2. Joan Elmore	21/40	52	72	72.2
3. Amy Francis	26/42	34	56	60.7
4. Sylvianne Moisan	6/41	27	46	58.7
5. Carol Simpson	41/34	37	56	66.1
6. Becky Kemper	33/40	39	66	59.1
7. Sandy Janssens	27/40	50	78	64.1
8. Connie J Filley	10/40	20	36	55.6
9. Gert Wilcziek	40/23	37	58	63.8
10. Judy Curtiss	11/43	33	60	55.0
11. Pam Henderson	42/9	37	42	88.1
12. Tamara Burke	43/39	31	54	57.4
13. Jan Turnquist	43/13	25	38	65.8
14. Sue Snyder	18/40	39	58	67.2
15. Brenda Tawney	37/41	57	84	67.9
16. Bev Nathe	42/20	42	56	75.0
17. Deborah Michaud	40/18	27	40	67.5
18. Angeline Moisan	39/40	39	70	55.7
19. Penny Steinke	41/16	28	40	70.0
20. Sue F Twyman	4/40	14	32	43.8
21. Ruth Rife	27/41	46	68	67.6
22. Jennifer Speakman	29/42	33	58	56.9
23. Marion Thomsen	41/25	38	60	63.3
W-9 L-14	685	830	1296	64.0

**15. Angeline Moisan**

OPPONENT	SCORE	R	SP	%
1. Gert Wilcziek	29/41	55	76	72.4
2. Judy Curtiss	22/40	42	60	70.0
3. Pam Henderson	35/41	41	62	66.1
4. Tamara Burke	28/42	35	52	67.3
5. Sandy Janssens	41/21	43	62	69.4
6. Connie J Filley	19/41	36	54	66.7
7. Amy Francis	19/42	36	54	66.7
8. Sylvianne Moisan	22/42	59	76	77.6
9. Carol Simpson	41/14	37	50	74.0
10. Becky Kemper	27/40	37	54	68.5
11. Amy Hall	33/41	41	62	66.1
12. Joan Elmore	24/41	53	68	77.9
13. Jennifer Speakman	28/40	30	52	57.7
14. Ruth Rife	41/14	30	42	71.4
15. Sue F Twyman	29/40	29	46	63.0
16. Marion Thomsen	41/32	55	76	72.4
17. Penny Steinke	40/14	39	54	72.2
18. Joanne Martin	40/39	41	70	58.6
19. Brenda Tawney	41/27	41	62	66.1
20. Bev Nathe	23/42	27	48	56.3
21. Jan Turnquist	37/40	37	56	66.1
22. Deborah Michaud	41/38	45	68	66.2
23. Sue Snyder	22/40	56	72	77.8

W-8 L-15      723      945      1376      68.7

**17. Carol Simpson**

OPPONENT	SCORE	R	SP	%
1. Ruth Rife	36/40	50	74	67.6
2. Sue F Twyman	41/33	39	60	65.0
3. Marion Thomsen	37/41	49	78	62.8
4. Penny Steinke	42/21	24	38	63.2
5. Joanne Martin	34/41	36	56	64.3
6. Jennifer Speakman	40/39	40	64	62.5
7. Bev Nathe	7/42	25	42	59.5
8. Deborah Michaud	42/9	26	30	86.7
9. Angeline Moisan	14/41	29	50	58.0
10. Jan Turnquist	41/28	40	60	66.7
11. Sue Snyder	23/40	34	54	63.0
12. Brenda Tawney	41/39	42	62	67.7
13. Judy Curtiss	8/40	18	36	50.0
14. Pam Henderson	23/43	26	50	52.0
15. Tamara Burke	41/3	17	22	77.3
16. Sandy Janssens	40/36	65	86	75.6
17. Connie J Filley	24/41	38	56	67.9
18. Gert Wilcziek	22/40	33	58	56.9
19. Sylvianne Moisan	0/40	10	24	41.7
20. Joan Elmore	23/42	37	60	61.7
21. Amy Francis	2/44	15	34	44.1
22. Becky Kemper	19/40	23	42	54.8
23. Amy Hall	9/42	19	42	45.2

W-8 L-15      609      735      1178      62.4

**19. Tamara Burke**

OPPONENT	SCORE	R	SP	%
1. Brenda Tawney	42/25	40	60	66.7
2. Bev Nathe	10/41	24	42	57.1
3. Deborah Michaud	30/41	36	58	62.1
4. Angeline Moisan	42/28	39	52	75.0
5. Jan Turnquist	39/42	54	74	73.0
6. Sue Snyder	42/38	60	78	76.9
7. Jennifer Speakman	41/23	32	46	69.6
8. Ruth Rife	25/42	41	58	70.7
9. Sue F Twyman	45/34	40	62	64.5
10. Marion Thomsen	26/41	35	54	64.8
11. Penny Steinke	42/10	31	36	86.1
12. Joanne Martin	39/43	32	54	59.3
13. Amy Francis	7/43	34	52	65.4
14. Sylvianne Moisan	6/42	17	32	53.1
15. Carol Simpson	3/41	5	22	22.7
16. Becky Kemper	0/43	0	0	0.0
17. Amy Hall	0/40	0	0	0.0
18. Joan Elmore	0/41	0	0	0.0
19. Gert Wilcziek	0/41	0	0	0.0
20. Judy Curtiss	0/43	0	0	0.0
21. Sandy Janssens	0/40	0	0	0.0
22. Pam Henderson	0/44	0	0	0.0
23. Connie J Filley	0/41	0	0	0.0

W-6 L-17      439      520      780      66.7

**16. Jennifer Speakman**

OPPONENT	SCORE	R	SP	%
1. Becky Kemper	41/10	27	42	64.3
2. Amy Hall	31/42	48	74	64.9
3. Joan Elmore	9/40	30	50	60.0
4. Amy Francis	15/45	28	50	56.0
5. Sylvianne Moisan	20/40	44	60	73.3
6. Carol Simpson	39/40	41	64	64.1
7. Tamara Burke	23/41	26	46	56.5
8. Sandy Janssens	39/41	36	60	60.0
9. Connie J Filley	27/45	49	72	68.1
10. Gert Wilcziek	40/22	31	40	77.5
11. Judy Curtiss	19/42	35	52	67.3
12. Pam Henderson	42/30	37	60	61.7
13. Angeline Moisan	40/28	34	52	65.4
14. Jan Turnquist	41/37	41	64	64.1
15. Sue Snyder	12/40	28	42	66.7
16. Brenda Tawney	20/42	38	56	67.9
17. Bev Nathe	24/43	34	56	60.7
18. Deborah Michaud	28/45	57	78	73.1
19. Marion Thomsen	9/41	15	32	46.9
20. Penny Steinke	42/38	72	94	76.6
21. Sue F Twyman	42/32	53	70	75.7
22. Joanne Martin	42/29	39	58	67.2
23. Ruth Rife	37/41	69	92	75.0

W-8 L-15      682      911      1364      66.8

**18. Pam Henderson**

OPPONENT	SCORE	R	SP	%
1. Bev Nathe	7/42	15	36	41.7
2. Deborah Michaud	16/40	31	54	57.4
3. Angeline Moisan	41/35	43	62	69.4
4. Jan Turnquist	42/17	31	44	70.5
5. Sue Snyder	27/41	46	66	69.7
6. Brenda Tawney	42/39	42	60	70.0
7. Ruth Rife	39/42	41	62	66.1
8. Sue F Twyman	39/40	51	76	67.1
9. Marion Thomsen	25/40	24	42	57.1
10. Penny Steinke	10/40	20	36	55.6
11. Joanne Martin	9/42	25	42	59.5
12. Jennifer Speakman	30/42	33	60	55.0
13. Sylvianne Moisan	24/40	25	42	59.5
14. Carol Simpson	43/23	33	50	66.0
15. Becky Kemper	40/33	50	70	71.4
16. Amy Hall	9/40	24	42	57.1
17. Joan Elmore	15/43	20	36	55.6
18. Amy Francis	17/41	47	66	71.2
19. Judy Curtiss	4/41	19	36	52.8
20. Connie J Filley	20/42	20	38	52.6
21. Gert Wilcziek	13/40	26	44	59.1
22. Tamara Burke	44/0	30	62	48.4
23. Sandy Janssens	40/37	39	60	65.0

W-7 L-16      596      735      1186      62.0

**20. Jan Turnquist**

OPPONENT	SCORE	R	SP	%
1. Connie J Filley	18/40	30	50	60.0
2. Gert Wilcziek	9/40	32	50	64.0
3. Judy Curtiss	14/42	43	62	69.4
4. Pam Henderson	17/42	23	44	52.3
5. Tamara Burke	42/39	53	74	71.6
6. Sandy Janssens	17/41	22	40	55.0
7. Joan Elmore	7/40	24	40	60.0
8. Amy Francis	21/42	38	60	63.3
9. Sylvianne Moisan	13/40	34	50	68.0
10. Carol Simpson	28/41	34	60	56.7
11. Becky Kemper	40/23	54	72	75.0
12. Amy Hall	35/41	57	80	71.3
13. Joanne Martin	13/43	15	38	39.5
14. Jennifer Speakman	37/41	39	64	60.9
15. Ruth Rife	40/31	39	56	69.6
16. Sue F Twyman	42/16	30	44	68.2
17. Marion Thomsen	31/42	42	64	65.6
18. Penny Steinke	37/42	47	70	67.1
19. Sue Snyder	25/40	34	52	65.4
20. Brenda Tawney	40/38	48	70	68.6
21. Angeline Moisan	40/37	37	56	66.1
22. Bev Nathe	38/41	57	80	71.3
23. Deborah Michaud	31/40	25	54	46.3

W-6 L-17      635      857      1330      64.4

**21. Penny Steinke**

OPPONENT	SCORE	R	SP	%
1. Joan Elmore	9/41	15	30	50.0
2. Amy Francis	15/40	27	46	58.7
3. Sylvianne Moisan	7/40	20	38	52.6
4. Carol Simpson	21/42	19	38	50.0
5. Becky Kemper	42/31	32	46	69.6
6. Amy Hall	11/44	26	46	56.5
7. Connie J Filley	15/42	24	44	54.5
8. Gert Wilcziek	7/40	23	42	54.8
9. Judy Curtiss	9/43	29	44	65.9
10. Pam Henderson	40/10	30	36	83.3
11. Tamara Burke	10/42	20	36	55.6
12. Sandy Janssens	40/31	53	76	69.7
13. Sue Snyder	21/44	39	62	62.9
14. Brenda Tawney	45/17	34	44	77.3
15. Bev Nathe	19/40	32	48	66.7
16. Deborah Michaud	35/42	38	58	65.5
17. Angeline Moisan	14/40	32	54	59.3
18. Jan Turnquist	42/37	51	70	72.9
19. Joanne Martin	16/41	21	40	52.5
2. Jennifer Speakman	38/42	70	94	74.5
21. Marion Thomsen	42/29	55	70	78.6
22. Ruth Rife	23/41	34	56	60.7
23. Sue F Twyman	20/42	31	54	57.4
W-6 L-17	541	755	1172	64.4

**23. Brenda Tawney**


OPPONENT	SCORE	R	SP	%
1. Tamara Burke	25/42	35	60	58.3
2. Sandy Janssens	18/40	18	32	56.3
3. Connie J Filley	28/40	51	68	75.0
4. Gert Wilcziek	20/41	44	66	66.7
5. Judy Curtiss	22/40	35	52	67.3
6. Pam Henderson	39/42	40	60	66.7
7. Becky Kemper	42/5	27	34	79.4
8. Amy Hall	22/40	43	62	69.4
9. Joan Elmore	33/41	63	82	76.8
10. Amy Francis	18/44	46	68	67.6
11. Sylvianne Moisan	17/42	55	76	72.4
12. Carol Simpson	39/41	41	62	66.1
13. Marion Thomsen	40/20	37	56	66.1
14. Penny Steinke	17/45	23	44	52.3
15. Joanne Martin	41/37	58	84	69.0
16. Jennifer Speakman	42/20	45	56	80.4
17. Ruth Rife	17/40	44	64	68.8
18. Sue F Twyman	43/38	44	68	64.7
19. Angeline Moisan	27/41	36	62	58.1
20. Jan Turnquist	38/40	49	70	70.0
21. Deborah Michaud	19/40	26	48	54.2
22. Sue Snyder	9/41	30	46	65.2
23. Bev Nathe	37/40	53	74	71.6
W-5 L-18	653	943	1394	67.6

**22. Sue F Twyman**

OPPONENT	SCORE	R	SP	%
1. Sylvianne Moisan	15/43	23	42	54.8
2. Carol Simpson	33/41	37	60	61.7
3. Becky Kemper	40/28	37	60	61.7
4. Amy Hall	25/41	34	54	63.0
5. Joan Elmore	24/40	36	60	60.0
6. Amy Francis	11/43	19	40	47.5
7. Judy Curtiss	16/42	21	42	50.0
8. Pam Henderson	40/39	50	76	65.8
9. Tamara Burke	34/45	36	62	58.1
10. Sandy Janssens	18/40	25	44	56.8
11. Connie J Filley	24/42	37	56	66.1
12. Gert Wilcziek	20/42	26	50	52.0
13. Bev Nathe	36/42	33	56	58.9
14. Deborah Michaud	29/41	38	56	67.9
15. Angeline Moisan	40/29	33	46	71.7
16. Jan Turnquist	16/42	21	44	47.7
17. Sue Snyder	11/42	24	42	57.1
18. Brenda Tawney	38/43	42	68	61.8
19. Ruth Rife	16/40	26	42	61.9
2. Joanne Martin	40/4	25	32	78.1
21. Jennifer Speakman	32/42	50	70	71.4
22. Marion Thomsen	43/18	36	44	81.8
23. Penny Steinke	42/20	38	54	70.4
W-6 L-17	643	747	1200	62.3

**24. Marion Thomsen**

OPPONENT	SCORE	R	SP	%
1. Amy Francis	35/41	51	74	68.9
2. Sylvianne Moisan	10/42	26	44	59.1
3. Carol Simpson	41/37	51	78	65.4
4. Becky Kemper	34/41	44	66	66.7
5. Amy Hall	3/42	20	38	52.6
6. Joan Elmore	9/41	31	50	62.0
7. Gert Wilcziek	16/45	22	40	55.0
8. Judy Curtiss	11/40	24	42	57.1
9. Pam Henderson	40/25	28	42	66.7
10. Tamara Burke	41/26	40	54	74.1
11. Sandy Janssens	27/41	36	54	66.7
12. Connie J Filley	26/42	32	52	61.5
13. Brenda Tawney	20/40	32	56	57.1
14. Bev Nathe	16/41	28	46	60.9
15. Deborah Michaud	21/41	38	56	67.9
16. Angeline Moisan	32/41	53	76	69.7
17. Jan Turnquist	42/31	47	64	73.4
18. Sue Snyder	25/45	43	62	69.4
19. Jennifer Speakman	41/9	25	32	78.1
20. Ruth Rife	38/42	60	82	73.2
21. Penny Steinke	29/42	51	70	72.9
22. Sue F Twyman	18/43	28	44	63.6
23. Joanne Martin	25/41	33	60	55.0
W-5 L-18	600	843	1282	65.8


**WOMENS DIVISION A 2003 WORLD**

1. Deborah Michaud	MA	13	2	422	600	70.33
2. Ruth Rife	OH	12	3	418	600	69.67
3. Angeline Moisan	PQ	11	4	425	600	70.83
4. Sue F Twyman	NY	10.5	4.5	368	600	61.33
5. Joanne Martin	MA	9.5	5.5	385	600	64.17
6. Jennifer Speakman	CO	9	6	394	600	65.67
7. Marion Thomsen	NE	9	6	375	600	62.50
8. Suzanne Helene	WI	9	6	354	600	59.00
9. Jane Jordan	SC	7	8	355	600	59.17
10. Tiffany Gage	MN	7	8	321	600	53.50
11. Renee Cowan	VA	6	9	336	600	56.00
12. Judy Dennis	MI	6	9	334	600	55.67
13. Ruth Hudson	MO	4	11	294	600	49.00
14. Teri Hanson	NE	4	11	284	600	47.33
15. Gail Sluys	CA	3	12	73	146	50.00



### WOMENS DIVISION B 2003 WORLD

1. Penny Steinke	WI	12	1	330	520	63.46
2. Lou Conklin	CO	11	2	315	520	60.58
3. Patricia Strain	LA	9.5	3.5	275	520	52.88
4. Elizabeth Furner	MO	8	5	271	520	52.12
5. Carolyn Coyle	IN	7	6	279	520	53.65
6. Hallie Romanelli	IL	6.5	6.5	261	520	50.19
7. Barbara Goff	OK	6.5	6.5	242	520	46.54
8. Mary Matuke	MN	6	7	265	520	50.96
9. Stacy Sanders	OH	6	7	253	520	48.65
10. Cindy Dodson	OH	5	8	257	520	49.42
11. Audra Craven	MO	5	8	228	520	43.85
12. Donna Dodson	OH	4.5	8.5	228	520	43.85
13. Phyllis Negaard	MN	4	9	186	520	35.77



### WOMENS DIVISION C 2003 WORLD

1. Carol Kurt	ON	13	3	330	640	51.56
2. Ellen Perry	NY	12	4	312	640	48.75
3. Pam Aiken	WI	11.5	3.5	335	600	55.83
4. Kim Stockli	CA	11	4	308	600	51.33
5. Carol A Peterson	ND	10	5	327	600	54.50
6. Bernie Blaney	OH	9	6	257	600	42.83
7. Paula Hunsicker	TN	8.5	6.5	282	600	47.00
8. Patricia Ingraham	MI	7.5	7.5	273	600	45.50
9. Tina Hawkins	OK	7	8	301	600	50.17
10. Mary Beeson	MO	6	9	248	600	41.33
11. Midge Gaumer	PA	6	9	234	600	39.00
12. Marlys Timm	MN	5.5	9.5	256	600	42.67
13. Shari Davison	WI	5	10	258	600	43.00
14. Betty Douglas	IL	5	10	251	600	41.83
15. Tonja Cosart	OH	4	11	285	600	47.50



### WOMENS DIVISION D 2003 WORLD

1. Ginger O'Brien	MN	13.5	1.5	273	600	45.50
2. Jane Haufschild	SD	13	2	309	600	51.50
3. Joy Sandquist	MN	10.5	4.5	287	600	47.83
4. Pat Kurauski	IL	9	6	268	600	44.67
5. Jan Knaub	CO	9	6	261	600	43.50
6. Kara Vannoy	VA	9	6	240	600	40.00
7. Sheryll Card	MI	8	7	279	600	46.50
8. Linda Johnson	WI	7.5	7.5	239	600	39.83
9. Evelyn Hooker	ON	7	8	250	600	41.67
10. Jan Melick	OH	7	8	234	600	39.00
11. Marlene Cooper	OH	6	9	248	600	41.33
12. Jeanette Claas	MO	6	9	239	600	39.83
13. Marilyn McPherson	PA	6	9	199	600	33.17
14. April Lynch	MN	5.5	9.5	239	600	39.83
15. Teresa Donar	WI	3	12	215	600	35.83
16. Phyllis Quist	WA	0	15	202	600	33.67



### WOMENS DIVISION E 2003 WORLD

1. Sandra Gates	MI	12	3	287	600	47.83
2. Bonnie Holland	MN	11	4	243	600	40.50
3. Marlys Will	MN	11	4	237	600	39.50
4. Barb Adams	CO	11	4	213	600	35.50
5. Ree Cutright	MO	11	4	204	600	34.00
6. Sally Grooms	NE	9	6	235	600	39.17
7. Nancy Husted	ND	8	7	230	600	38.33
8. Linda Pick	MN	8	7	225	600	37.50
9. Debbie Harris	MO	8	7	213	600	35.50
10. Demetria Vela	MI	7	8	201	600	33.50
11. Vonda Sebastian	PA	5	10	175	600	29.17
12. Suzanne Evans	MO	5	10	155	600	25.83
13. Jane Smith	WI	5	10	152	600	25.33
14. Sonya McDowell	VA	4	11	185	600	30.83
15. Dee McIntire	MO	4	11	158	600	26.33
16. Lori Rubin	ON	1	14	104	600	17.33



### WOMENS DIVISION F 2003 WORLD

1. Paula Mead	MN	13	2	200	600	33.33
2. Carol Nelson	MN	12	3	213	600	35.50
3. Janet Larson	MN	10	5	237	600	39.50
4. Susan Way	NY	10	5	222	600	37.00
5. Tonya Hix	VA	10	5	219	600	36.50
6. Audrey Wenger	IN	10	5	211	600	35.17
7. Tina Press	IL	9	6	202	600	33.67
8. Debbie Marshall	WI	8	7	205	600	34.17
9. Kathie Method	IN	7.5	7.5	217	600	36.17
10. Lynn M. Juell	MN	7	8	206	600	34.33
11. Nicole Riehle	WI	7	8	171	600	28.50
12. Janet Dunsmore	PA	6.5	8.5	172	600	28.67
13. Sonia Cook	WI	5	10	161	600	26.83
14. Ellen I Tharpe	FL	3	12	100	600	16.67
15. Diane Dorler	NY	2	13	140	600	23.33



### WOMENS DIVISION G 2003 WORLD

1. Ginger Cain	OK	10.5	2.5	204	520	39.23
2. Bev Monahan	WI	10	3	205	520	39.42
3. Carol Holmes	NE	10	3	201	520	38.65
4. Kim Grossen	WI	9	4	171	520	32.88
5. Holly Stanford	MN	8	5	141	520	27.12
6. Tammy Johnson	MN	7	6	185	520	35.58
7. Sharon Derr	WI	6.5	6.5	129	520	24.81
8. Thelma Trent	OK	6.5	6.5	111	520	21.35
9. Pat McLain	IN	5.5	7.5	152	520	29.23
10. Judy Faulkner	ID	5	8	176	520	33.85
11. Charlene Hix	VA	4.5	8.5	130	520	25.00
12. Cindy Hyatt	WI	4	9	126	520	24.23
13. Ann Holmbeck	WI	2.5	10.5	125	520	24.04
14. Marlene Smith	MN	2	11	123	520	23.65



### WOMENS DIVISION H 2003 WORLD

1. Sharon Chiddister	IN	13	3	220	640	34.38
2. Loretta Swartz	OH	13	4	179	680	26.32
3. Evelyn Hanshew	WV	13	4	174	680	25.59
4. Denise Williamson	WI	12	4	160	640	25.00
5. Chris Humphrey	WI	10.5	4.5	166	600	27.67
6. Willa Thompson	IN	10	5	123	600	20.50
7. Karen Keelin	WI	9	6	133	600	22.17
8. Patricia Sjogren	MN	8.5	6.5	155	600	25.83
9. Michelle LaBrosse	MN	7	8	106	600	17.67
10. Patricia Oakes	MN	7	8	102	600	17.00
11. Michele Trader	ND	6	9	132	600	22.00
12. Cheri Hebert	MN	6	9	93	600	15.50
13. Jackie Hughes	MN	4.5	10.5	123	600	20.50
14. Dolores Bultman	WI	2.5	12.5	89	600	14.83
15. Wilma Fuelling	IN	1	14	43	600	7.17
16. Cheryl Andrea	MN	0	15	51	600	8.50



### WOMENS DIVISION I 2003 WORLD

1. Debbie Kijek	IL	9.5	3.5	98	520	18.85
2. Mary Holley	AB	9	4	104	520	20.00
3. Connie Reimer	IN	9	4	93	520	17.88
4. Jessica Dunn	MN	8	5	127	520	24.42
5. Kathy McLernon	IL	8	5	108	520	20.77
6. Donna Klein	MN	8	5	106	520	20.38
7. Ginger Hundt	OH	8	5	92	520	17.69
8. Carole Ziegler	ND	8	5	91	520	17.50
9. Tina Stephenson	IN	6	7	97	520	18.65
10. Joyce Ahles	MN	5	8	72	520	13.85
11. B.J. Johnson	WI	5	8	71	520	13.65
12. Beth Strohman	WI	3	10	62	520	11.92
13. Dee Steineke	SD	3	10	44	520	8.46
14. Pam Bishop	KS	1.5	11.5	80	520	15.38

# SENIOR WOMENS DIVISION CHAMPIONSHIP CLASS



## SENIOR WOMEN DIVISION - CHAMPIONSHIP CLASS 2003 WORLD

1. Rivers Prewette	NC	72.88	10	0	329	438	75.11
2. Lucille Leis	ON	71.73	5	5	350	588	59.52
3. Rosalie Judy	WV	69.88	5	5	235	448	52.46
4. Edie McKinney	WI	59.00	4	6	260	482	53.94
5. Edie Holland	MN	62.00	3	7	281	490	57.35
6. Loree Meier	MO	67.88	3	7	278	490	56.73

## SENIOR WOMEN DIVISION - CHAMPIONSHIP CLASS 2003 WORLD

### 1. Rivers Prewette

OPPONENT	SCORE	R	SP	%
Edie McKinney	44/28	30	48	62.5
Edie Holland	44/21	40	54	74.1
Rosalie Judy	40/0	23	24	95.8
Loree Meier	42/5	28	36	77.8
Lucille Leis	41/13	35	48	72.9
Edie McKinney	42/15	25	36	69.4
Edie Holland	41/14	44	58	75.9
Rosalie Judy	40/9	26	36	72.2
Loree Meier	45/8	29	36	80.6
Lucille Leis	41/27	49	62	79.0
10 L-0	420	329	438	75.1

### 2. Lucille Leis

OPPONENT	SCORE	R	SP	%
1. Edie Holland	10/44	19	38	50.0
2. Loree Meier	42/30	49	78	62.8
3. Edie McKinney	39/41	43	72	59.7
4. Rosalie Judy	32/45	35	68	51.5
5. Rivers Prewett	13/41	27	48	56.3
6. Edie Holland	41/37	36	62	58.1
7. Loree Meier	41/32	42	66	63.6
8. Edie McKinney	40/38	30	54	55.6
9. Rosalie Judy	44/27	25	40	62.5
10. Rivers Prewett	27/41	44	62	71.0
W-5 L-5	329	350	588	59.5

**3. Rosalie Judy**

OPPONENT	SCORE	R	SP	%
1. Loree Meier	20/41	25	50	50.0
2. Edie McKinney	40/35	28	48	58.3
3. Rivers Prewett	0/40	10	24	41.7
4. Lucille Leis	45/32	37	68	54.4
5. Edie Holland	20/40	21	44	47.7
6. Loree Meier	42/18	28	38	73.7
7. Edie McKinney	45/15	22	42	52.4
8. Rivers Prewett	9/40	15	36	41.7
9. Lucille Leis	27/44	19	40	47.5
10. Edie Holland	40/32	30	58	51.7
W-5 L-5	288	235	448	52.5

**5. Edie Holland**

OPPONENT	SCORE	R	SP	%
1. Lucille Leis	44/10	30	38	78.9
2. Rivers Prewett	21/44	32	54	59.3
3. Loree Meier	42/15	28	42	66.7
4. Edie McKinney	16/40	26	48	54.2
5. Rosalie Judy	40/20	27	44	61.4
6. Lucille Leis	37/41	33	62	53.2
7. Rivers Prewett	14/41	36	58	62.1
8. Loree Meier	24/41	26	48	54.2
9. Edie McKinney	15/40	17	38	44.7
10. Rosalie Judy	32/40	26	58	44.8
W-3 L-7	285	281	490	57.3

**4. Edie McKinney**

OPPONENT	SCORE	R	SP	%
1. Rivers Prewett	28/44	26	48	54.2
2. Rosalie Judy	35/40	25	48	52.1
3. Lucille Leis	41/39	44	72	61.1
4. Edie Holland	40/16	33	48	68.8
5. Loree Meier	42/32	34	56	60.7
6. Rivers Prewett	15/42	16	36	44.4
7. Rosalie Judy	15/45	14	42	33.3
8. Lucille Leis	38/40	27	54	50.0
9. Edie Holland	40/15	22	38	57.9
10. Loree Meier	10/42	19	40	47.5
W-4 L-6	304	260	482	53.9

**6. Loree Meier**

OPPONENT	SCORE	R	SP	%
1. Rosalie Judy	41/20	31	50	62.0
2. Lucille Leis	30/42	47	78	60.3
3. Edie Holland	15/42	18	42	42.9
4. Rivers Prewett	5/42	16	36	44.4
5. Edie McKinney	32/42	31	56	55.4
6. Rosalie Judy	18/42	19	38	50.0
7. Lucille Leis	32/41	39	66	59.1
8. Edie Holland	41/24	32	48	66.7
9. Rivers Prewett	8/45	17	36	47.2
10. Edie McKinney	42/10	28	40	70.0
W-3 L-7	264	278	490	56.7

**SENIOR WOMEN DIVISION A 2003 WORLD**

1. Edi Holland	MN	12	3	372	600	62.00
2. Edie McKinney	WI	10	5	354	600	59.00
3. Carol Martin	IL	8.5	6.5	339	600	56.50
4. Verdell J Woollard	FL	7	8	338	600	56.33
5. Nancy Yarox	IN	6.5	8.5	309	600	51.50
6. LaVerne Fenlon	MI	1	14	281	600	46.83

**SENIOR WOMEN DIVISION B 2003 WORLD**

1. Jenny D Morris	IN	13	1	349	560	62.32
2. Mary Denzin	MN	11	3	277	560	49.46
3. Arlene Morgan	MN	7.5	6.5	243	560	43.39
4. June Yohn	IL	6	8	241	560	43.04
5. Elaine Troullier	WI	5.5	8.5	239	560	42.68
6. Marilyn Person	CO	5	9	191	560	34.11
7. Alyeene Hensley	OK	4	10	224	560	40.00
8. Hazel Ingles	FL	4	10	187	560	33.39





### SENIOR WOMEN DIVISION C 2003 WORLD

1. Sharon Armstrong	MO	10	5	186	600	31.00
2. Gloria Smith	WI	9	6	225	600	37.50
3. Ann Strus	MO	8	6	199	560	35.54
4. Dorothy Akers	WV	8	6	189	560	33.75
5. Jane Hartman	WI	6.5	7.5	165	560	29.46
6. Kathy Warner	OR	6	8	191	560	34.11
7. Helen Velasquez	AZ	5	9	190	560	33.93
8. Eldora Weldon	MO	4.5	9.5	154	560	27.50



### SENIOR WOMEN DIVISION D 2003 WORLD

1. Joann Jones	MO	14	0	193	560	34.46
2. Karen Henkel	WI	10	4	179	560	31.96
3. Georgia Burke	OK	8	6	121	560	21.61
4. Joan Douglas	PA	7	7	146	560	26.07
5. Connie Trautwein	AZ	6.5	7.5	137	560	24.46
6. Anne Medice	OK	6.5	7.5	131	560	23.39
7. Gloria Cooper	WA	3	11	105	560	18.75
8. Marilyn Hagen	ND	1	13	60	560	10.71



★ PITCHED BY CHAMPIONS ★

Price Per Pair  
Up to 12 Pairs

CLYDESDALES	\$40.00
N.T.	\$40.00
REGULAR	\$40.00
E-Z GRIP	\$45.00
CLYDESDALE DF	\$45.00

(Write for greater quantity prices.)

**ALL "DEADEYES"**  
**IN VARIOUS WEIGHTS OF**  
**LIGHT - MEDIUM - HEAVY**

(Each pair matched to equal weight)

UPS shipping included in new prices—  
Continental U.S. ONLY

All "DEADEYES" are  
now available in Med. Hard

**E-Z Grips and N.T.s are now guaranteed for  
2 years from date of original purchase.**

N.T.s now have better hooks and more weight to the front.

**All other new sanctioned "DEADEYES"  
are guaranteed one year.**

Guarantee valid in Continental U.S. only.

Broken Shoe Replacement honored by manufacturer only.  
Return both shoes in original box.

Contact Bill Courtwright (ONLY) for special prices on  
rejects and returned shoes (NO GUARANTEE) and not for  
sanctioned tournament use.

**NO SHOES WILL BE SENT ON CONSIGNMENT**

Missouri residents add State sales tax.

Deadeye Horseshoes c/o W. Courtwright  
2250 North Lark Dr., Fenton, MO 63026  
Ph: (636) 376-5222 or (636) 677-2200 (8-5)

**Order direct or from  
an authorized NHPA distributor**


**NHPA NATIONAL BUYER**

Edward A. Dorney

P.O. Box 298, Sutton, MA 01590

(508) 865-9477

# JUNIOR BOYS DIVISION CHAMPIONSHIP CLASS



## JUNIOR BOYS DIVISION - CHAMPIONSHIP CLASS 2003 WORLD

1. Drew Becker	ON	82.33	7	1	429	542	79.15
2. Keith Boone	CA	72.67	6	2	419	542	77.31
3. Nick Preston	VT	75.67	5	2	385	496	77.62
4. Tyler Elfrink	MO	70.33	4	3	371	488	76.02
5. Urias Martin	NM	69.50	3	4	363	488	74.39
6. Buddy Dyrda	BC	77.67	2	5	361	486	74.28
7. Tony White	PA	65.17	1	6	289	414	69.81
8. Chase Battle	AR	68.33	1	6	215	344	62.50

## JUNIOR BOYS DIVISION - CHAMPIONSHIP CLASS 2003 WORLD

### 1. Drew Becker

OPPONENT	SCORE	R	SP	%
1. Tony White	41/23	37	48	77.1
2. Urias Martin	42/39	60	80	75.0
3. Chase Battle	42/9	39	42	92.9
4. Tyler Elfrink	42/20	65	80	81.3
5. Keith Boone	9/41	31	52	59.6
6. Nick Preston	41/36	71	88	80.7
7. Buddy Dyrda	40/25	73	86	84.9
8. Keith Boone	42/28	53	66	80.3
W-7 L-1	299	429	542	79.2

### 2. Keith Boone

OPPONENT	SCORE	R	SP	%
1. Tyler Elfrink	42/31	64	84	76.2
2. Chase Battle	42/18	42	54	77.8
3. Tony White	41/28	49	64	76.6
4. Urias Martin	41/39	71	88	80.7
5. Drew Becker	41/9	40	52	76.9
6. Buddy Dyrda	28/42	68	86	79.1
7. Nick Preston	40/20	38	48	79.2
8. Drew Becker	28/42	47	66	71.2
W-6 L-2	303	419	542	77.3

### 3. Nick Preston

OPPONENT	SCORE	R	SP	%
1. Urias Martin	41/23	55	72	76.4
2. Tony White	42/36	59	78	75.6
3. Tyler Elfrink	43/30	72	90	80.0
4. Chase Battle	44/6	24	32	75.0
5. Buddy Dyrda	41/17	75	88	85.2
6. Drew Becker	36/41	69	88	78.4
7. Keith Boone	20/40	31	48	64.6
W-5 L-2	267	385	496	77.6

### 4. Tyler Elfrink

OPPONENT	SCORE	R	SP	%
1. Keith Boone	31/42	62	84	73.8
2. Buddy Dyrda	41/20	35	48	72.9
3. Nick Preston	30/43	68	90	75.6
4. Drew Becker	20/42	57	80	71.3
5. Tony White	40/12	46	54	85.2
6. Chase Battle	41/7	36	44	81.8
7. Urias Martin	40/27	67	88	76.1
W-4 L-3	243	371	488	76.0

**5.Urias Martin**

OPPONENT	SCORE	R	SP	%
1. Nick Preston	23/41	49	72	68.1
2. Drew Becker	39/42	59	80	73.8
3. Buddy Dyrda	44/9	34	40	85.0
4. Keith Boone	39/41	70	88	79.5
5. Chase Battle	40/39	49	70	70.0
6. Tony White	40/15	39	50	78.0
7. Tyler Elfrink	27/40	63	88	71.6
W-3 L-4	252	363	488	74.4

**6.Buddy Dyrda**

OPPONENT	SCORE	R	SP	%
1. Chase Battle	28/42	40	60	66.7
2. Tyler Elfrink	20/41	28	48	58.3
3. Urias Martin	9/44	23	40	57.5
4. Tony White	41/23	61	78	78.2
5. Nick Preston	17/41	68	88	77.3
6. Keith Boone	42/28	72	86	83.7
7. Drew Becker	25/40	69	86	80.2
W-2 L-5	182	361	486	74.3

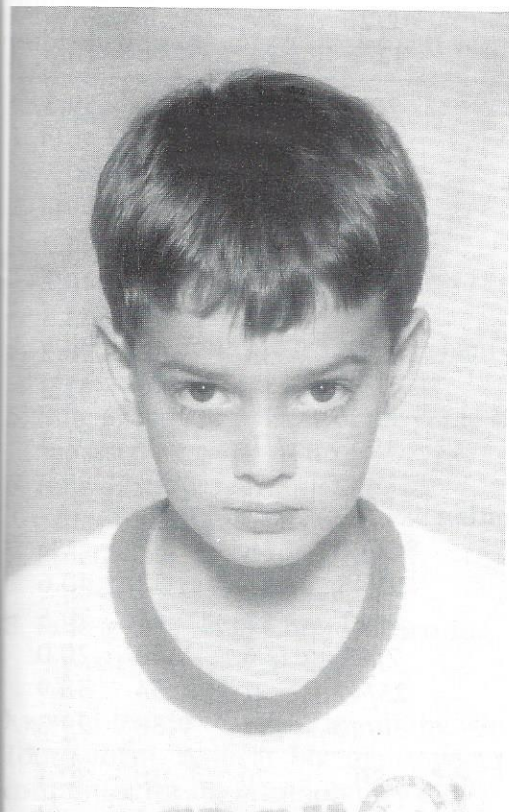
**7.Tony White**

OPPONENT	SCORE	R	SP	%
1. Drew Becker	23/41	31	48	64.6
2. Nick Preston	36/42	57	78	73.1
3. Keith Boone	28/41	45	64	70.3
4. Buddy Dyrda	23/41	56	78	71.8
5. Tyler Elfrink	12/40	38	54	70.4
6. Urias Martin	15/40	31	50	62.0
7. Chase Battle	41/15	31	42	73.8
W-1 L-6	178	289	414	69.8

**8.Chase Battle**

OPPONENT	SCORE	R	SP	%
1. Buddy Dyrda	42/28	44	60	73.3
2. Keith Boone	18/42	35	54	64.8
3. Drew Becker	9/42	28	42	66.7
4. Nick Preston	6/44	13	32	40.6
5. Urias Martin	39/40	48	70	68.6
6. Tyler Elfrink	7/41	25	44	56.8
7. Tony White	15/41	22	42	52.4
W-1 L-6	136	215	344	62.5

# JUNIOR BOYS AND GIRLS 9 AND UNDER DIVISION

**JUNIOR BOYS AND GIRLS DIVISION 9 2003 WORLD**

1. Blake Roberts	OH	13.5	1.5	160	600	26.67
2. Tylor G. Hines	MO	12.5	2.5	155	600	25.83
3. David Bates	MN	9	6	76	600	12.67
4. Cash Hickethier	WI	7	8	46	600	7.67
5. Trey McDowell	VA	3	12	22	600	3.67
6. Allie McReynolds	MN	0	15	8	600	1.33

# JUNIOR GIRLS DIVISION CHAMPIONSHIP CLASS



## JUNIOR GIRLS DIVISION - CHAMPIONSHIP CLASS 2003 WORLD

1. Tava Cook	WI	42.00	5	0	146	278	52.52
2. Shalee Sebastian	PA	58.67	4	1	134	226	59.29
3. Colette Cave	MN	41.50	3	2	125	282	44.33
4. Kelly Mallette	ON	51.50	2	3	116	226	51.33
5. Kayla Larson	MN	40.33	1	4	112	258	43.41
6. Sabrina Sebastian	PA	31.15	0	5	70	218	32.11

## JUNIOR GIRLS DIVISION - CHAMPIONSHIP CLASS 2003 WORLD

### 1. Tava Cook

OPPONENT	SCORE	R	SP	%
1. Colette Cave	41/33	28	60	46.7
2. Sabrina Sebast	40/8	20	44	45.5
3. Shalee Sebasti	40/37	34	58	58.6
4. Kelly Mallette	42/39	34	62	54.8
5. Kayla Larson	40/32	30	54	55.6
W-5 L-0	203	146	278	52.5

### 2. Shalee Sebastian

OPPONENT	SCORE	R	SP	%
1. Sabrina Sebast	45/10	24	32	75.0
2. Kayla Larson	41/24	24	46	52.2
3. Tava Cook	37/40	33	58	56.9
4. Colette Cave	42/28	29	56	51.8
5. Kelly Mallette	42/9	24	34	70.6
W-4 L-1	207	134	226	59.3

### 3. Colette Cave

OPPONENT	SCORE	R	SP	%
1. Tava Cook	33/41	27	60	45.0
2. Kelly Mallette	42/27	27	52	51.9
3. Kayla Larson	42/37	27	56	48.2
4. Shalee Sebasti	28/42	26	56	46.4
5. Sabrina Sebast	40/30	18	58	31.0
W-3 L-2	185	125	282	44.3

### 4. Kelly Mallette

OPPONENT	SCORE	R	SP	%
1. Kayla Larson	45/28	26	48	54.2
2. Colette Cave	27/42	24	52	46.2
3. Sabrina Sebast	43/7	19	30	63.3
4. Tava Cook	39/42	33	62	53.2
5. Shalee Sebasti	9/42	14	34	41.2
W-2 L-3	163	116	226	51.3

### 5. Kayla Larson

OPPONENT	SCORE	R	SP	%
1. Kelly Mallette	28/45	19	48	39.6
2. Shalee Sebasti	24/41	19	46	41.3
3. Colette Cave	37/42	24	56	42.9
4. Sabrina Sebast	42/25	23	54	42.6
5. Tava Cook	32/40	27	54	50.0
W-1 L-4	163	112	258	43.4

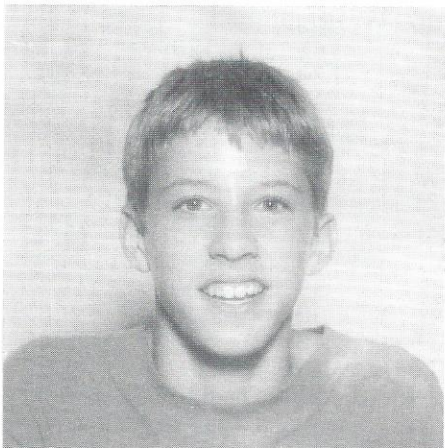
### 6. Sabrina Sebastian

OPPONENT	SCORE	R	SP	%
1. Shalee Sebasti	10/45	13	32	40.6
2. Tava Cook	8/40	13	44	29.5
3. Kelly Mallette	7/43	6	30	20.0
4. Kayla Larson	25/42	21	54	38.9
5. Colette Cave	30/40	17	58	29.3
W-0 L-5	80	70	218	32.1




### JUNIOR BOYS AND GIRLS DIVISION A 2003 WORLD

1. Drew Becker	ON	15	1	525	640	82.03
2. Buddy Dyrda	BC	14	2	494	640	77.19
3. Keith Boone	CA	11.5	3.5	436	600	72.67
4. Urias Martin	NM	11.5	3.5	417	600	69.50
5. Nick Preston	VT	11	4	454	600	75.67
6. Chase Battle	AR	11	4	410	600	68.33
7. Tyler Elfrink	MO	8	7	424	600	70.67
8. Sam Chilcott	PA	6	9	376	600	62.67
9. Corey Hughes	MN	6	9	367	600	61.17
10. Lance A Huth	IN	6	9	344	600	57.33
11. Tony White	PA	5.5	9.5	391	600	65.17
12. David Cowan	VA	5.5	9.5	357	600	59.50
13. Shalee Sebastian	PA	5	10	352	600	58.67
14. James Fortune	IA	3	12	296	600	49.33
15. Brady Sunday	FL	2	13	292	600	48.67
16. Kelly Mallette	ON	0	15	309	600	51.50




### JUNIOR BOYS AND GIRLS DIVISION B 2003 WORLD

1. Justin Sipma	ND	12	3	381	600	63.50
2. Clint Corean	SD	12	3	318	600	53.00
3. Matthew Korpela	MN	11	4	339	600	56.50
4. James Smith	AR	11	4	323	600	53.83
5. Trevor Sipma	ND	9.5	5.5	276	600	46.00
6. Lee Seibold	IN	9	6	301	600	50.17
7. John Perry	NY	9	6	294	600	49.00
8. Cody Preston	VT	9	6	294	600	49.00
9. Patrick Hovda	MN	7	8	279	600	46.50
10. Ryan Hyatt	WI	7	8	268	600	44.67
11. Martin Ross Williams	MO	6	9	297	600	49.50
12. Coby Sebastian	PA	6	9	286	600	47.67
13. Kayla Larson	MN	5	10	242	600	40.33
14. Jason Fisher	OH	3	12	200	600	33.33
15. Ryan Rademacher	MI	2	13	211	600	35.17
16. Tina Riehle	WI	1.5	13.5	182	600	30.33



### JUNIOR BOYS AND GIRLS DIVISION C 2003 WORLD

1. Jacob Shimek	ND	13	2	303	600	50.50
2. Dylan Elfrink	MO	13	2	305	600	50.83
3. Chris Alderman	MI	12.5	2.5	268	600	44.67
4. Trent Filley	MN	10.5	4.5	268	600	44.67
5. Tava Cook	WI	10	5	252	600	42.00
6. Colette Cave	MN	9.5	5.5	249	600	41.50
7. Brandon Wilson	IL	9	6	249	600	41.50
8. Mark Strand	ND	9	6	230	600	38.33
9. Aaron Mead	MN	8.5	6.5	264	600	44.00
10. Joseph Thomsen	NE	6	9	202	600	33.67
11. Austin Bailey	IL	6	9	176	600	29.33
12. Aaron Dorler	NY	5	10	189	600	31.50
13. Joshua Routh	KS	4	11	165	600	27.50
14. Shane Steiner	ND	3	12	126	600	21.00
15. Angie Karow	MN	1	14	108	600	18.00



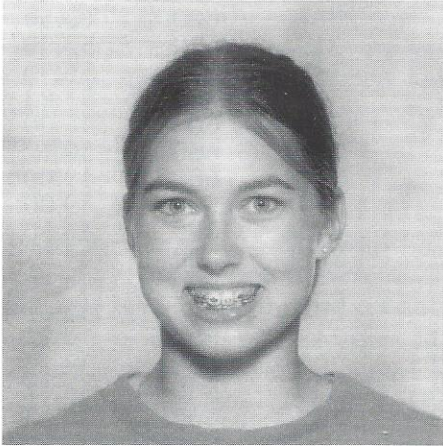
### JUNIOR BOYS AND GIRLS DIVISION D 2003 WORLD

1. Joshua Carr	MI	12	1	217	520	41.73
2. Casey Kitchen	MO	11	2	191	520	36.73
3. Stephanie Hagen	ND	10	3	160	520	30.77
4. Andy C. Juell	MI	9	4	190	520	36.54
5. Sabrina Sebastian	PA	8	5	162	520	31.15
6. Micah Snead	MN	8	5	150	520	28.85
7. Eric Marvin	IL	7	6	136	520	26.15
8. Carl Baer	OH	7	6	131	520	25.19
9. David Boone	CA	5	8	123	520	23.65
10. Shannon Redfern	WA	5	8	96	520	18.46
11. C.J. Sebastian	PA	4.5	8.5	107	520	20.58
12. Kiri Cook	WI	2	11	106	520	20.38
13. Danielle Rakstad	IL	2	11	100	520	19.23
14. Chad Sunday	FL	0.5	12.5	90	520	17.31



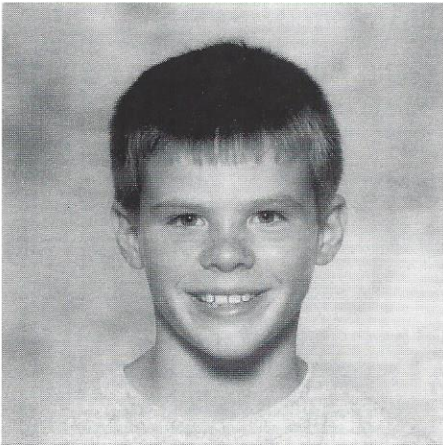
### JUNIOR BOYS AND GIRLS DIVISION E 2003 WORLD

1. Cola Hickethier	WI	9	2	130	440	29.55
2. Shaina Stover	SD	9	2	136	440	30.91
3. Zachary Short	MD	8.5	2.5	124	440	28.18
4. Brandon Baer	OH	8.5	2.5	82	440	18.64
5. Tandy J. Juell	MN	8	3	113	440	25.68
6. Aleena Cook	WI	6	5	86	440	19.55
7. Jessica George	VT	5	6	100	440	22.73
8. Christopher Blanford	IL	4	7	103	440	23.41
9. Daniel Wharton	CA	4	7	68	440	15.45
10. Levi Steineke	SD	2	9	68	440	15.45
11. Alyssa Donarski	MN	2	9	42	440	9.55
12. Zack Hines	WI	0	11	40	440	9.09



### JUNIOR BOYS AND GIRLS DIVISION F 2003 WORLD

1. Alexandra Hagen	ND	13	0	141	520	27.12
2. Crysta Hughes	MN	11	2	120	520	23.08
3. T. J. Shofner	IL	10.5	2.5	92	520	17.69
4. Cassandra Hagen	ND	9	4	119	520	22.88
5. Rachel Cowan	VA	9	4	106	520	20.38
6. Katie Thomsen	NE	8.5	4.5	78	520	15.00
7. Melissa Read	IL	6.5	6.5	64	520	12.31
8. Michael Read	IL	6	7	83	520	15.96
9. Brandon Pineiro	IL	4	9	28	520	5.38
10. Candace Bettermann	MN	3.5	9.5	59	520	11.35
11. Chips Read	IL	3.5	9.5	50	520	9.62
12. Andy Dewey	MN	3	10	46	520	8.85
13. Beau Davison	WI	2.5	10.5	10	520	1.92
14. Jimmy Paulson	WI	1	12	21	520	4.04



### JUNIOR BOYS AND GIRLS DIVISION G 2003 WORLD

1. Rush Hickethier	WI	12	1	27	520	5.19
2. Michelle Monroe	SD	10.5	2.5	30	520	5.77
3. Brandy L Juell	MN	9	4	43	520	8.27
4. Mike Cody	IL	8.5	4.5	34	520	6.54
5. Rich Kijek	IL	8	5	31	520	5.96
6. Jake Davison	WI	8	5	27	520	5.19
7. Sarah Snead	MN	6.5	6.5	16	520	3.08
8. Samuel Bettermann	MN	6	7	22	520	4.23
9. Ashley Deem	MN	6	7	17	520	3.27
10. RJ 'Randy J.' Juell	MN	6	7	14	520	2.69
11. Leah Marvin	IL	5.5	7.5	22	520	4.23
12. David Owens	MN	3	10	17	520	3.27
13. Katie McReynolds	MN	2	11	4	520	0.77

# TOURNAMENT TRAVEL CONTACTS

The following is a list of all NHPA Regional Directors and the states or territory they cover. Those of you who travel and want to get out-of-area tournament information, are encouraged to contact the appropriate Regional Director. Each RD maintains a full list of all NHPA sanctioned tournaments in their area. If your travel plans call for stops in several states and you need multiple site information, you might want to write the NHPA 1<sup>st</sup> Vice-President who is in charge of all RDs. He should have copies of all the state schedules. The address for the 1<sup>st</sup> VP can be found on page 3 of this publication.

REGION	REGIONAL DIRECTOR				
<b>26. Alabama</b>	Ron Kindrick	<b>31. Indiana</b>	Jim Shilling	<b>40. North Carolina</b>	Wayne Roope
678 Williamson Kindrick Trail Eclectic, AL 36024 (334) 541-2720 ron@cmielectronics.com		5044A CR 64 Spencerville, IN 46788 (260) 238-4879		358 Roop Road Hays, NC 28635 (336) 957-8396	
<b>52. Alaska</b>	Pete Imhof	<b>24. Iowa</b>	C. Leo Buell	<b>15. North Dakota</b>	Clint Bryson
9031 Tern Drive Palmer, AK 99645 (907) 746-2030		1809 Lakeside Drive Iowa City, IA 52240 (319) 338-8256 cleo@talgrp.com		901 Custer Street Belle Fourche, SD 57717 (605) 892-2195	
<b>10. Arizona</b>	Ernie Swann	<b>18. Kansas</b>	Bernie VanLerberg	<b>36. Ohio</b>	Dan Sanders
1875 E. Junction Apache Junction, AZ 85219 (480) 982-8001 L.A.Swann@worldnet.att.net		12419 142 <sup>nd</sup> Street Bonner Springs, KS 66012 (913) 422-7095		6687 Merwin Road Columbus, OH 43235 (614) 761-3357	
<b>21. Arkansas</b>	Richard Archer	<b>32. Kentucky</b>	Monty Roberts	<b>20. Oklahoma</b>	Ronnie Frederick
3006 Barnes Road Ozark, AR 72949 (479) 667-3078 aturnsho@ipa.net		Box 637 Warsaw, KY 41095 (606) 567-8511		1015 19 <sup>th</sup> Street Woodward, OK 73801 (580) 256-2759	
<b>3. California No.</b>	Gail Sluys	<b>27. Louisiana</b>	Ron Latiolais	<b>2. Oregon</b>	See Idaho
1721 San Ramon Way Santa Rosa, CA 95409 (707) 538-3128 kclusus@worldnet.att.net		12102 Turry Road Gonzales, LA 70737 (225) 647-4992		<b>39. Pennsylvania</b>	Darle Esh
<b>4. California So.</b>	Fred Briand	<b>45. Maine</b>	See Connecticut	68 Solitude Road Milroy, PA 17063 (717) 667-3108	
P.O. Box 1137 North Edwards, CA 93523 (760) 769-4347		<b>42. Maryland</b>	See Delaware	<b>50. Rhode Island</b>	See Connecticut
<b>61-72. Canada</b>	Jack Adams	<b>48. Massachusetts</b>	See Connecticut	<b>41. South Carolina</b>	Ron Taylor
35 O'Neil Crescent Saskatoon, SK Canada S7N 1W7 (306) 373-5184		<b>30. Michigan</b>	Steve Summerlin	1915 Molly Circle York, SC 29745 (803) 684-1453	
<b>13. Colorado</b>	Don Conklin	P.O. Box 536 Webberville, MI 48892 (517) 521-1262 ssummerlin@cablespeed.com		<b>16. South Dakota</b>	See North Dakota
898 Sycamore Avenue Boulder, CO 80303 (303) 499-9091		<b>23. Minnesota</b>	Ward Lutz	<b>33. Tennessee</b>	Dexter Stallings
<b>49. Connecticut</b>	George St. Pierre	900 11-1/4 Street SW Rochester, MN (507) 288-5182	55902	731 Reed Drive Powell, TN 37849 (865) 947-7865	
25 Leefort Terrace Salem, MA 01970 (978) 744-3110		<b>25. Mississippi</b>	See Alabama	<b>22. Texas</b>	Randy Collins
<b>43. Delaware</b>	Don Lawyer	<b>19. Missouri</b>	Elwyn Cooper	3902 Ravenwood Bryan, TX 77802 (979) 776-1148	
730 Hickok Trail Lusby, MD 20657 (410) 326-2070		6920 N.W. 78 <sup>th</sup> Street Kansas City, MO 64152 (816) 741-0043		<b>9. Utah</b>	Gary Wood
<b>35. Florida</b>	Ron Deckard	<b>11. Montana</b>	Wayne Bennett	525 S 3rd West Salem, Utah 84653 (801) 423-1058	
7302 Brookview Circle Tampa, FL 33634 (813) 884-2932		1520 Beartooth Road Wolf Creek, MT 59648 (406) 235-4062		<b>46. Vermont</b>	See Connecticut
<b>34. Georgia</b>	Jerome Kennedy	<b>17. Nebraska</b>	Pat Wemhoff	<b>38. Virginia</b>	Kevin Snelgrove
Rt. 2, Box 1315 Hawkinsville, GA 31036 (478) 892-3885		255 6 <sup>th</sup> Avenue, South Columbus, NE 68601 (402) 564-7323		P.O. Box 625 Stuarts Draft, VA 24477 (540) 337-4689 king@vaix.net	
<b>6. Hawaii</b>	Myrtle May L. Kamoku	<b>7. Nevada</b>	Don Weaver	<b>1. Washington</b>	Vey Allen
P. O. Box 273 Anahola, Hawaii 96703 (808) 821-0602		2206 Sunnyslope Avenue Las Vegas, NV 89119 (702) 736-7348		1105 Ione Drive Benton City, WA 99320-4523 (509) 588-3351 veyallen@3-cities.com	
<b>8. Idaho</b>	Rick Rebman	<b>47. New Hampshire</b>	See Connecticut	<b>37. West Virginia</b>	Ken Wilhelm
80037 Ross Lane Hermiston, OR 97838 (541) 567-8560		<b>51. New Jersey</b>	Ed Quigley	406 Stealy Avenue Clarksburg, WV 26301 (304) 622-1265	
<b>29. Illinois</b>	Dave Shreve	Pompton Plains, NJ 07444 (973) 839-0946		<b>28. Wisconsin</b>	Jim Haupt
2127 Lynn Street Cahokia, IL 62206 (618) 332-2599		<b>14. New Mexico</b>	David Romero	406 Stealey Avenue Milwaukee, WI 53217 (414) 964-2735	
		P.O. Box 10329 Albuquerque, NM 87184 (505) 899-7140 dsrom@aol.com		<b>12. Wyoming</b>	Pat Bacus
		<b>44. New York</b>	Jack Stenberg	440 W. 3 <sup>rd</sup> Lovell, WY 82431 (307) 548-6593	
		1880 E. River Rd. Waterloo, NY 13165 (315) 539-8542 jstenberg@flare.net			

# All the equipment you need . . .



HORSESHOES  
PAIRS OR SETS

SCOREPADS • ROUND ROBIN  
CARDS • JUDGING TOOLS • GAUGES •  
PERCENTAGE BOOKS • CAPS • TOWELS • CARRYING CASES • WINDBREAKERS • SWEATSHIRTS • TEE SHIRTS • AND MORE!

## NHPA GAME RELATED SALES DISTRIBUTORS

### EDWARD A. DOMEY

**National Buyer**

P.O. Box 298

Sutton, Massachusetts 01590

(508) 865-9477 Phone or Fax

### DENNIS OHMS

777 W. Midvalley Road

Cedar City, Utah 84720

(435) 586-9352

ohms@netutah.com

### HERB HEESCH

12591 South East 137 Court

Dunnellon, FL 34431

(352) 489-5954

hhwheesch@aol.com

### KEN KOSKY

Assistant National Buyer

6007 Municipal Street

Schofield, WI 54476

(800) 535-0172

### WALLY SHIPLEY

2646 Basswood Street

Newport Beach, CA 92660

(949) 760-3658

### JIM & CAM SHILLING

5044 A County Rd. 64

Spencerville, IN 46788

(260) 238-4879

### LUCKY SHOES PRO SHOP

83441 CR 652

Lawton, MI 49065

(616) 624-2861

luckshoe@juno.com

**Support Your National Horseshoe Pitchers Association**

Contact a Distributor near you for the products shown in this ad and many other Game Related Items

## NHPA NEWSLINE

VOL. 15, NO. 5

**Subscription Office**

3085 76th St., Franksville, WI 53126

CHANGE SERVICE REQUESTED

PRESORTED  
STANDARD  
**US POSTAGE PAID**  
LANSING, MI  
PERMIT NO 933